

PRODUCT CATALOGUE

Electric Cable

Contents



AS/NZS 60227.5:2019; 60227 IEC 01



AS NZS 5000.2; 60227 IEC 02



AS/NZS 60227.5:2003; 60227 IEC 05



AS/NZS 3008.1.1; 60227 IEC 06



AS/NZS 5000.1; 60227 IEC 07



AS/NZS 5000.2; 60227 IEC 08



AS/NZS 3191:2008; 60227 IEC 42



AS/NZS 4961:2003; 60227 IEC 10



AS/NZS 5000.1; 60227 IEC 74



AS/NZS 5000.1; 60227 IEC 75



AS/NZS 3191; 60227 IEC 52 & 53



AS/NZS 60245.4; 60245 IEC 66



AS/NZS 60245.4; 60245 IEC 81




AS/NZS 1429.1; 60245 IEC 53 & 57

AS/NZS 60227.5:2019; 60227 IEC 01

Application

The cable is a single core low voltage insulated cable, suitable for power and lighting circuits and general building wiring. The cable is intended for use in closed installation ducts, and in embedded or semi-flush exposed conduits. It is designed to be easily drawn into conduit and trunking, and it is ideal for the internal wiring of appliances in an enclosed and protected environment or as an earthing cable (green/yellow).



AS IEC 60227

Conductor: Solid/Circular Stranded Copper

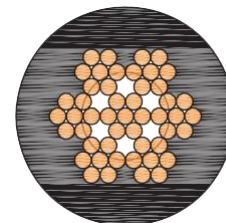
Insulation: PVC

Section No.xmm2	Conductor Class	Insulation Thickness mm	Overall Diameter mm	Cable Weight kg/km	Electrical Resistance DC.20°C Ω/km
1.5	1	0.7	3.20	19	12.1
1.5	1	0.7	3.30	20	7.41
2.5	1	0.8	3.90	30	7.41
2.5	2	0.8	4.00	32	4.61
4	1	0.8	4.40	45	4.61
4	2	0.8	4.60	47	3.08
6	1	0.8	5.00	64	3.08
6	2	0.8	5.20	66	1.83
10	1	1	6.40	107	1.83
10	2	1	6.70	113	1.15
16	2	1	7.80	170	0.727
25	2	1.2	9.70	267	0.524
35	2	1.2	10.90	361	0.387
50	2	1.4	12.80	490	0.268
70	2	1.4	14.60	690	0.193
95	2	1.6	17.10	954	0.153
120	2	1.6	18.80	1190	0.124
150	2	1.8	20.90	1464	0.0991
185	2	2	23.30	1835	0.0754
240	2	2.2	26.60	2402	0.0601
300	2	2.4	29.60	3005	0.0470
400	2	2.6	33.20	3828	12.1

AS NZS 5000.2; 60227 IEC 02

Application

The cable is primarily used as flexible panel wire and is available in a wide range of different colors for this purpose. Designed for internal equipment wiring in switch control, relay and instrumentation panels of power switchgear, and for purposes such as internal connectors in rectifier equipment, motor starters and controllers, this flexible cable can be installed in open air, in conduits, or in trucking.



AS IEC 60227

Conductor: Flexible Copper


Insulation: PVC

Section	Conductor Class	Insulation Thickness	Overall Diameter	Cable Weight	Electrical Resistance
mm ²		mm	mm	kg/km	DC.20°C Q/km
1.5	5	0.7	3.40	19	13.3
2.5	5	0.8	4.10	30	7.98
4	5	0.8	4.80	46	4.95
6	5	0.8	5.30	67	3.3
10	5	1.0	6.80	121	1.91
16	5	1.0	8.10	173	1.21
25	5	1.2	10.20	268	0.78
35	5	1.2	11.70	370	0.554
50	5	1.4	13.90	526	0.386
70	5	1.4	16.00	727	0.272
95	5	1.6	18.32	959	0.206
120	5	1.6	20.20	1201	0.161
150	5	1.8	22.50	1508	0.129
185	5	2.0	24.90	1844	0.106
240	5	2.2	28.40	2420	0.0801

AS/NZS 60227.5:2003; 60227 IEC 05

Application

The cable is a single core low voltage insulated cable, suitable for power and lighting circuits and general building wiring. The cable is intended for use in closed installation ducts, and in embedded or semi-flush exposed conduits. It is designed to be easily drawn into conduit and trucking, and it is ideal for the internal wiring of appliances in an enclosed and protected environment or as an earthing cable (green/yellow).



AS IEC 60227

- Conductor: Solid Copper
- Insulation: PVC

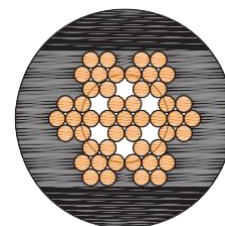
Section	Conductor Class	Insulation Thickness	Overall Diameter	Cable Weight	Electrical Resistance
0.5	1	0.6	2.30	8	36
0.75	1	0.6	2.30	10	24.5

1	1	0.6	2.30	13	18.1
---	---	-----	------	----	------

AS/NZS 3008.1.1; 60227 IEC 06

Application

The cable is primarily used as flexible panel wire and is available in a wide range of different colors for this purpose. Designed for internal equipment wiring in switch control, relay and instrumentation panels of power switchgear, and for purposes such as internal connectors in rectifier equipment, motor starters and controllers, this flexible cable can be installed in open air, in conduits, or in trunking.



AS IEC 60227


- Conductor: Flexible Copper
- Insulation: PVC

Section	Conductor Class	Insulation Thickness	Overall Diameter	Cable Weight	Electrical Resistance
0.5	5	0.6	2.50	8	39
0.75	5	0.6	2.50	11	26
1	5	0.6	2.50	13	19.5

AS/NZS 5000.1; 60227 IEC 07

Application

The cable is a single core low voltage insulated cable, suitable for power and lighting circuits and general building wiring. The cable is intended for use in closed installation ducts, and in embedded or semi-flush exposed conduits. It is designed to be easily drawn into conduit and trucking, and it is ideal for the internal wiring of appliances in an enclosed and protected environment or as an earthing cable (green/yellow).



AS IEC 60227

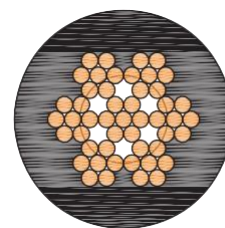
- Conductor: Solid Copper
- Insulation: PVC

Section	Conductor Class	Insulation Thickness	Overall Diameter	Cable Weight	Electrical Resistance
0.5	1	0.6	2.30	8	36
0.75	1	0.6	2.50	10	24.5
11	1	0.6	2.70	13	18.1
1.5	1	0.6	3.20	19	12.1
2.5	1	0.6	3.90	30	7.41

AS/NZS 5000.2; 60227 IEC 08

Application

The cable is primarily used as flexible panel wire and is available in a wide range of different colors for this purpose. Designed for internal equipment wiring in switch control, relay and instrumentation panels of power switchgear, and for purposes such as internal connectors in rectifier equipment, motor starters and controllers, this flexible cable can be installed in open air, in conduits, or in trucking.



AS IEC 60227

Conductor: Flexible Copper

Insulation: PVC 90°C

Section	Conductor Class	Insulation Thickness	Overall Diameter	Cable Weight	Electrical Resistance
0.5	5	0.6	2.30	8	39
0.75	5	0.6	2.50	10	26
1	5	0.6	2.70	13	19.5
1.5	5	0.6	3.20	19	13.3
2.5	5	0.6	3.90	30	7.98


AS/NZS 3191:2008; 60227 IEC 42

Application

The cable is primarily used as flexible panel wire and is available in a wide range of different colors for this purpose. Designed for internal equipment wiring in switch control, relay and instrumentation panels of power switchgear, and for purposes such as internal connectors in rectifier equipment, motor starters and controllers, this flexible cable can be installed in open air, in conduits, or in trucking.

AS IEC 60227

- Conductor: Flexible Copper
- Insulation: PVC



Section	Conductor Class	Insulation Thickness	Overall Diameter	Cable Weight	Electrical Resistance
mm ²		mm	mm	kg/km	DC.20°C Ω /km
2 0.5	5	0.8	3.0 0.6	20	39
2 0.75	5	0.8	3.0 0.6	20	26

AS/NZS 4961:2003; 60227 IEC 10

Application

The cable is a light duty cable designed for use in domestic properties, offices and kitchens. It is suitable for connecting devices with a voltage rating of 300V that are subjected to low mechanical stress such as table lamps, radios and office equipment.



AS IEC 60227

Conductor: Solid/Circular Stranded Copper Insulation: PVC

Sheath: PVC

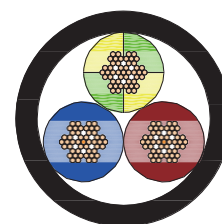
Section		Insulation Thickness	Sheath Thickness	Overall Diameter	Cable Weight	Electrical Resistance
No.xmm ²	Conductor Class	mm	mm	mm	kg/km	DC.20°C Ω /km
2x1.5	1	0.7	1.2	10.00	84	12.1
2x1.5	2	0.7	1.2	10.50	89	12.1
2x2.5	1	0.8	1.2	11.50	116	7.41
2x2.5	2	0.8	1.2	12.00	124	7.41
2x4	1	0.8	1.2	12.50	154	4.61
2x4	2	0.8	1.2	13.00	162	4.61
2x6	1	0.8	1.2	13.50	201	3.08
2x6	2	0.8	1.2	14.00	211	3.08
2x10	1	1.0	1.4	16.50	342	1.83
2x10	2	1.0	1.4	17.50	354	1.83
2x16	2	1.0	1.4	20.00	481	1.15
2x25	2	1.2	1.4	24.00	717	0.727
2x35	2	1.2	1.6	27.50	955	0.524
3x1.5	1	0.7	1.2	10.50	105	12.1
3x1.5	2	0.7	1.2	11.00	110	12.1
3x2.5	1	0.8	1.2	12.00	149	7.41
3x2.5	2	0.8	1.2	12.50	159	7.41
3x4	1	0.8	1.2	13.00	201	4.61
3x4	2	0.8	1.2	13.50	211	4.61
3x6	1	0.8	1.2	14.50	278	3.08
3x6	2	0.8	1.2	15.50	291	3.08
3x10	1	1.0	1.4	17.50	457	1.83
3x10	2	1.0	1.4	19.00	472	1.83
3x16	2	1.0	1.4	21.50	652	1.15
3x25	2	1.2	1.4	26.00	985	0.727
3x35	2	1.2	1.6	29.00	1316	0.524
4x1.5	1	0.7	1.2	11.50	129	12.1
4x1.5	2	0.7	1.2	12.00	137	12.1
4x2.5	1	0.8	1.2	13.00	185	7.41
4x2.5	2	0.8	1.2	13.50	199	7.41
4x4	1	0.8	1.2	14.50	264	4.61
4x4	2	0.8	1.2	15.00	280	4.61
4x6	1	0.8	1.2	16.00	352	3.08
4x6	2	0.8	1.2	17.00	372	3.08
4x10	1	1.0	1.4	19.00	589	1.83

4x10	2	1.0	1.4	20.00	614	1.83
4x16	2	1.0	1.4	23.50	848	1.15
4x25	2	1.2	1.4	28.50	1309	0.727
4x35	2	1.2	1.6	32.00	1724	0.524
5x1.5	1	0.7	1.2	12.00	155	12.1
5x1.5	2	0.7	1.2	12.50	163	12.1
5x2.5	1	0.8	1.2	14.00	223	7.41
5x2.5	2	0.8	1.2	14.50	240	7.41
5x4	1	0.8	1.2	16.00	319	4.61
5x4	2	0.8	1.2	17.00	338	4.61
5x6	1	0.8	1.2	17.50	428	3.08
5x6	2	0.8	1.2	18.50	452	3.08
5x10	1	1.0	1.4	21.00	721	1.83
5x10	2	1.0	1.4	22.00	750	1.83
5x16	2	1.0	1.4	26.00	1062	1.15
5x25	2	1.2	1.4	31.50	1612	0.727
5x35	2	1.2	1.6	35.00	2172	0.524

AS/NZS 5000.1; 60227 IEC 74

Application

The oil-proof PVC sheathed screened flexible cable chiefly applies for internal connection of accessories of machinery including machine tools, cranes or carriers for produce and machining purposes. It is permissible that the cable can be directly connected to the line of power supply, but in continuous bending position, the screened cable is not recommended. It is advised that the cable should be laid in wire casings or pipes upon not being requested moveable.



AS IEC 60227

- Conductor: Flexible Copper
- Insulation: PVC
- Inner Sheath: PVC
- Screen: Copper Braiding
- Outer Sheath: PVC


Section		Insulation Thickness	Sheath Thickness		Overall Diameter		Electrical Resistance
No.xmm ²	Conductor Class	mm	Inner mm	Outer mm	Min.	Max.	DC.20°C Ω/km
2x0.75	5	0.6	0.7	0.9	8.00	10.00	26
2x1	5	0.6	0.7	0.9	8.20	10.30	19.5
2x1.5	5	0.7	0.7	1.0	9.30	11.60	13.3
2x25	5	0.8	0.7	1.1	10.70	13.30	7.98
3x0.75	5	0.6	0.7	0.9	8.30	10.40	26
3x1	5	0.6	0.7	1.0	8.80	11.00	19.5
3x1.5	5	0.7	0.7	1.0	9.70	12.10	13.3
3x2.5	5	0.8	0.7	1.1	11.30	14.00	7.98

4x0.75	5	0.6	0.7	1.0	9.10	11.30	26
4x1	5	0.6	0.7	1.0	9.40	11.70	19.5
4x1.5	5	0.7	0.7	1.1	10.70	13.20	13.3
4x2.5	5	0.8	0.8	1.2	12.60	15.50	7.98
5x0.75	5	0.6	0.7	1.0	9.70	12.10	26
5x1	5	0.6	0.7	1.1	10.30	12.80	19.5
5x1.5	5	0.7	0.8	1.2	11.80	14.70	13.3
5x2.5	5	0.8	0.8	1.3	13.90	17.20	7.98
6x0.75	5	0.6	0.7	1.1	10.50	13.10	26
6x1	5	0.6	0.7	1.1	11.00	13.60	19.5
6x1.5	5	0.7	0.8	1.2	12.70	15.70	13.3
6x2.5	5	0.8	0.8	1.4	15.20	18.70	7.98
7x0.75	5	0.6	0.7	1.2	11.50	14.30	26
7x1	5	0.6	0.7	1.2	12.20	15.10	19.5
7x1.5	5	0.7	0.8	1.3	14.10	17.40	13.3
7x2.5	5	0.8	0.8	1.5	16.50	20.30	7.98
12x0.75	5	0.6	0.8	1.3	13.90	17.20	26
12x1	5	0.6	0.8	1.4	14.70	18.10	19.5
12x1.5	5	0.7	0.8	1.5	16.70	20.50	13.3
12x2.5	5	0.8	0.9	1.7	19.90	24.40	7.98
18x0.75	5	0.6	0.8	1.5	16.20	19.90	26
18x1	5	0.6	0.8	1.5	16.90	20.80	19.5
18x1.5	5	0.7	0.9	1.7	19.60	24.10	13.3
18x2.5	5	0.8	0.9	2.0	23.30	28.50	7.98
27x0.75	5	0.6	0.9	1.7	19.30	23.70	26
27x1	5	0.6	0.9	1.7	20.20	24.70	19.5
27x1.5	5	0.7	0.9	2.0	23.40	28.60	13.3
27x2.5	5	0.8	1.0	2.3	28.20	34.50	7.98
36x0.75	5	0.6	0.9	1.8	21.30	26.20	26
36x1	5	0.6	0.9	1.9	22.50	27.60	19.5
36x1.5	5	0.7	1.0	2.2	26.60	32.50	13.3
36x2.5	5	0.8	1.1	2.4	31.50	38.50	7.98
48x0.75	5	0.6	1.0	2.1	24.90	30.40	26
48x1	5	0.6	1.0	2.1	26.10	31.90	19.5
48x1.5	5	0.7	1.1	2.4	30.40	37.00	13.3
48x2.5	5	0.8	1.2	2.4	35.90	43.70	7.98
60x0.75	5	0.6	1.0	2.2	27.00	32.90	26
60x1	5	0.6	1.0	2.3	28.50	34.70	19.5
60x1.5	5	0.7	1.1	2.4	32.70	39.90	13.3
60x2.5	5	0.8	1.2	2.4	38.80	47.20	7.98

AS/NZS 5000.1; 60227 IEC 75

Application

The oil-proof PVC sheathed non-screened flexible cable chiefly applies for internal connection of accessories of machinery including machine tools, cranes or carriers for produce and machining purposes. It is permissible that the cable can be directly connected to the line of power supply, but in continuous bending position, the screened cable is not recommended. It is advised that the cable should be laid in wire casings or pipes upon not being requested moveable.



AS IEC 60227

- Conductor: Flexible Copper
- Insulation: PVC
- Sheath: PVC

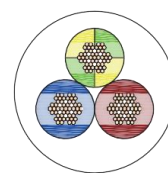
Section		Insulation Thickness	Sheath Thickness	Overall Diameter		Electrical Resistance
No.xmm ²	Conductor Class	mm	mm	Min.	Max.	DC.20°C Ω/km
2x0.75	5	0.6	0.8	5.70	7.20	26
2x1	5	0.6	0.8	5.90	7.50	19.5
2x1.5	5	0.7	0.8	6.80	8.60	13.3
2x2.5	5	0.8	0.9	8.20	10.30	7.98
3x0.75	5	0.6	0.8	6.00	7.60	26
3x1	5	0.6	0.8	6.30	8.00	19.5
3x1.5	5	0.7	0.9	7.40	9.40	13.3
3x2.5	5	0.8	1.0	9.00	11.20	7.98
4x0.75	5	0.6	0.8	6.60	8.30	26
4x1	5	0.6	0.8	6.90	8.70	19.5
4x1.5	5	0.7	0.9	8.20	10.20	13.3
4x2.5	5	0.8	1.1	10.10	12.50	7.98
5x0.75	5	0.6	0.9	7.40	9.30	26
5x1	5	0.6	0.9	7.80	9.80	19.5
5x1.5	5	0.7	1.0	9.10	11.40	13.3
5x2.5	5	0.8	1.1	11.00	13.70	7.98
6x0.75	5	0.6	0.9	8.10	10.10	26
6x1	5	0.6	1.0	8.70	10.80	19.5
6x1.5	5	0.7	1.1	10.20	12.60	13.3
6x2.5	5	0.8	1.2	12.20	15.10	7.98
7x0.75	5	0.6	1.0	9.00	11.30	26
7x1	5	0.6	1.0	9.50	11.80	19.5
7x1.5	5	0.7	1.2	11.30	14.10	13.3
7x2.5	5	0.8	1.3	13.60	16.80	7.98
12x0.75	5	0.6	1.1	11.00	13.70	26
12x1	5	0.6	1.2	11.80	14.60	19.5
12x1.5	5	0.7	1.3	13.80	17.00	13.3
12x2.5	5	0.8	1.5	16.80	20.60	7.98
18x0.75	5	0.6	1.3	13.20	16.40	26
18x1	5	0.6	1.3	14.00	17.20	19.5

18x1.5	5	0.7	1.5	16.50	20.30	13.3
18x2.5	5	0.8	1.8	20.20	24.80	7.98
27x0.75	5	0.6	1.5	16.20	19.90	26
27x1	5	0.6	1.5	17.00	21.00	19.5
27x1.5	5	0.7	1.8	20.30	24.90	13.3
27x2.5	5	0.8	2.1	24.70	30.20	7.98
36x0.75	5	0.6	1.6	18.20	22.40	26
36x1	5	0.6	1.7	19.40	23.80	19.5
36x1.5	5	0.7	2.0	23.00	28.20	13.3
36x2.5	5	0.8	2.3	28.00	34.20	7.98
48x0.75	5	0.6	1.8	21.20	25.90	26
48x1	5	0.6	1.9	22.50	27.60	19.5
48x1.5	5	0.7	2.2	26.20	32.50	13.3
48x2.5	5	0.8	2.4	32.10	39.10	7.98
60x0.75	5	0.6	2.0	23.40	28.70	26
60x1	5	0.6	2.1	24.90	30.50	19.5
60x1.5	5	0.7	2.4	29.50	35.80	13.3
60x2.5	5	0.8	2.4	35.00	42.60	7.98

AS/NZS 3191; 60227 IEC 52

Application

The cable is designed for use in domestic appliances with a voltage rating of 300V & 300/500V, kitchens and offices. It is suitable for use with ordinary duty portable appliances such as radios, table lamps and office equipment where the potential for mechanical stresses and mechanical damage is low.



AS IEC 60227

Conductor: Flexible Copper

Insulation: PVC

Inner Sheath: PVC

Section		Insulation Thickness	Sheath Thickness	Overall Diameter	Cable Weight	Electrical Resistance
No.xmm ²	Conductor Class	mm	mm	mm	kg/km	DC.20°C Ω /km
IEC 60227 52 300/300 V						
2x0.75	5	0.5	0.6	3.80 x 6.30	31	26
3x0.75	5	0.5	0.6	6.70	60	26
IEC 60227 53 300/500 V						
2x0.75	5	0.6	0.8	7.20	49	26
2x1	5	0.6	0.8	7.50	56	19.5
2x1.5	5	0.7	0.8	8.60	74	13.3
2x2.5	5	0.8	1.0	10.60	113	7.98
2x4	5	0.8	1.1	12.40	159	4.95
2x6	5	0.8	1.1	12.50	224	3.30
3x0.75	5	0.6	0.8	7.60	61	26

3x1	5	0.6	0.8	8.00	71	19.5
3x1.5	5	0.7	0.9	9.40	99	13.3
3x2.5	5	0.8	1.1	11.40	150	7.98
3x4	5	0.8	1.2	13.50	207	4.95
3x6	5	0.8	1.2	14.00	295	3.30
4x0.75	5	0.6	0.8	8.30	75	26
4x1	5	0.6	0.9	9.00	91	19.5
4x1.5	5	0.7	1.0	10.50	127	13.3
4x2.5	5	0.8	1.1	12.50	187	7.98
4x4	5	0.8	1.2	14.60	262	4.95
4x6	5	0.8	1.2	16.00	373	3.30
5x0.75	5	0.6	0.9	9.30	93	26
5x1	5	0.6	0.9	9.80	109	19.5
5x1.5	5	0.7	1.1	11.60	157	13.3
5x2.5	5	0.8	1.2	13.90	231	7.98
5x4	5	0.8	1.4	16.50	324	4.95
5x6	5	1	1.4	17.50	462	3.30
6x0.75	5	0.4	0.8	9.60	107	26
6x1	5	0.6	1.0	11.00	126	19.5
6x1.5	5	0.7	1.1	13.30	176	13.3
6x2.5	5	0.8	1.2	15.80	261	7.98
6x4	5	0.8	1.2	16.90	377	4.95
6x6	5	0.8	1.4	20.30	545	3.30
7x0.75	5	0.4	0.8	9.60	114	26
7x1	5	0.6	1.1	11.00	136	19.5
7x1.5	5	0.7	1.1	13.30	190	13.3
7x2.5	5	0.8	1.2	16.00	284	7.98
7x4	5	0.8	1.2	17.10	413	4.95
7x6	5	0.8	1.4	20.50	596	3.30
10x0.75	5	0.6	1.0	13.20	172	26
10x1	5	0.6	1.2	14.50	204	19.5
10x1.5	5	0.7	1.4	16.70	284	13.3
10x2.5	5	0.8	1.5	20.00	430	7.98
10x4	5	0.8	1.2	22.10	618	4.95
10x6	5	0.8	1.4	26.50	889	3.30
12x0.75	5	0.6	1.2	13.20	193	26
12x1	5	0.6	1.2	14.80	235	19.5
12x1.5	5	0.7	1.2	16.90	321	13.3
12x2.5	5	0.8	1.4	19.90	487	7.98
12x4	5	0.8	1.5	22.80	706	4.95
12x6	5	0.8	1.7	27.40	1014	3.30
14x0.75	5	0.6	1.1	14.80	225	26
14x1	5	0.6	1.2	15.80	273	19.5
14x1.5	5	0.7	1.2	18.10	381	13.3
14x2.5	5	0.8	1.4	21.10	566	7.98
14x4	5	0.8	1.5	24.30	830	4.95
14x6	5	0.8	1.7	28.80	1166	3.30

AS/NZS 3191; 60227 IEC 53

Conductor: Flexible Copper

Insulation: PVC

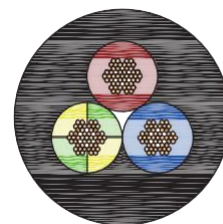
Sheath: PVC

Section	Conductor Class	Insulation Thickness	Sheath Thickness	Overall Diameter	Cable Weight	Electrical Resistance
No.xmm ²		mm	mm	mm	kg/km	DC.20°C Ω/km
IEC 60227 53 300/500 V						
16x0.75	5	0.6	1.2	14.00	246	26
16x1	5	0.6	1.2	15.50	300	19.5
16x1.5	5	0.7	1.4	19.10	436	13.3
16x2.5	5	0.8	1.7	22.10	638	7.98
16x4	5	0.8	1.7	25.50	937	4.95
16x6	5	0.8	1.7	30.20	1319	3.30
19x0.75	5	0.4	1.2	15.00	289	26
19x1	5	0.6	1.2	17.80	345	19.5
19x1.5	5	0.7	1.7	19.90	493	13.3
19x2.5	5	0.8	1.7	23.70	756	7.98
19x4	5	0.8	1.7	26.90	1086	4.95
19x6	5	0.8	1.8	31.90	1532	3.30
24x0.75	5	0.4	1.2	17.00	384	26
24x1	5	0.6	1.2	20.50	457	19.5
24x1.5	5	0.7	1.4	23.50	648	13.3
24x2.5	5	0.8	1.5	27.30	952	7.98
24x4	5	0.8	1.7	31.00	1369	4.95
24x6	5	0.8	1.7	37.30	1953	3.30

AS/NZS 60245.4; 60245 IEC 66

Application

The cable is designed to provide high flexibility and have the capacity to withstand weather, oils/greases, mechanical and thermal stresses. Applications include handling equipment, mobile power supplies, worksites, stage and audio visual equipment, port areas and dams. Also for use in drainage and water treatment, cold environments and severe industrial environments.



AS IEC 60245

Conductor: Flexible Copper

Insulation: EPR

Sheath: PCP

Section	Max. Diameter	Insulation Thickness	Sheath Thickness	Overall Diameter		Cable Weight	Electrical Resistance
No.xmm ²	mm	mm	mm	Min	Max	kg/km	DC.20°C Ω/km

1.15	0.26	0.8	1.4	5.70	7.10	56	13.3
1x2.5	0.26	0.9	1.4	6.30	7.90	73	7.98
1x4	0.31	1.0	1.5	7.20	9.00	101	4.95
1x6	0.31	1	1.6	7.90	9.80	128	3.30
1x10	0.41	1.2	1.8	9.50	11.90	211	1.91
1x16	0.41	1.2	1.9	10.80	13.40	288	1.21
1x25	0.41	1.4	2.0	12.70	15.80	405	0.780
1x35	0.41	1.4	2.2	14.30	17.90	532	0.554
1x50	0.41	1.6	2.4	16.50	20.60	734	0.386
1x70	0.51	1.6	2.6	18.60	23.30	996	0.272
1x95	0.51	1.8	2.8	20.80	26.00	1270	0.206
1x120	0.51	1.8	3.0	22.80	28.60	1560	0.161
1x150	0.51	2.0	3.2	25.20	31.40	1965	0.129
1x185	0.51	2.2	3.4	27.60	34AO	2343	0.106
1x240	0.51	2.4	3.5	30.60	38.30	2969	0.0801
1x300	0.51	2.6	3.6	33.50	41.90	3713	0.0641
1x400	0.51	2.8	3.8	37.40	46.80	4728	0.0495
2x1	0.21	0.8	1.3	7.70	10.00	111	19.5
2x1.5	0.26	0.8	1.5	8.50	11.00	140	13.3
2x2.5	0.26	0.9	1.7	10.20	13.10	199	7.98
2x4	0.31	1.0	1.8	11.80	15.10	274	4.95
2x6	0.31	1	2.0	13.10	16.80	352	3.30
2x10	0.41	1.2	3.1	17.70	22.60	644	1.91
2x16	0.41	1.2	3.3	20.20	25.70	859	1.21
2x25	0.41	1.4	3.6	24.30	30.70	1207	0.780
2x35	0.41	1.4	3.9	27.30	34.60	1548	0.554
2x50	0.41	1.6	4.3	31.80	40.10	2136	0.386
2x70	0.51	1.6	4.6	35.80	451.00	2815	0.272
2x95	0.51	1.8	5.0	40.20	51.00	3583	0.206
3x1	0.21	0.8	1.4	8.30	10.70	134	19.5
3x1.5	0.26	0.8	1.6	9.20	11.90	169	13.3
3x2.5	0.26	0.9	1.8	10.90	14.00	241	7.98
3x4	0.31	1.0	1.9	12.70	16.20	333	4.95
3x6	0.31	1	2.1	14.10	18.00	432	3.30
3x10	0.41	1.2	3.3	19.10	24.20	801	1.91

AS/NZS 60245.4; 60245 IEC 66

Conductor: Flexible Copper

Insulation: EPR

Sheath: PCP

Section	Max. Wire Diameter	Insulation Thickness	Sheath Thickness	Overall	Diameter	Cable Weight	Electrical Resistance
No.xmm ²	mm	mm	mm	Min.	Max. mm	kg/km	DC.20°C Ω/km
3x16	0.41	1.2	3.5	21.80	27.60	1079	1.21
3x25	0.41	1.4	3.8	26.10	33.00	1525	0.780

3x35	0.41	1.4	4.1	29.30	37.10	1967	0.554
3x50	0.41	1.6	4.5	34.10	42.90	2707	0.386
3x70	0.51	1.6	4.8	38.40	48.30	3614	0.272
3x95	0.51	1.8	5.3	43.30	54.00	4631	0.206
3x120	0.51	1.8	5.6	47.30	60.00	5634	0.161
3x150	0.51	2.0	6.0	52.00	66.00	7072	0.129
4x1	0.21	0.8	1.5	9.20	11.90	166	19.5
4x1.5	0.26	0.8	1.7	10.20	13.10	208	13.3
4x2.5	0.26	0.9	1.9	12.10	15.50	298	7.98
4x4	0.31	1.0	2.0	14.00	17.90	415	4.95
4x6	0.31	1.0	2.3	15.70	20.00	549	3.30
4x10	0.41	1.2	3.4	20.90	26.50	984	1.91
4x16	0.41	1.2	3.6	23.80	30.10	1335	1.21
4x25	0.41	1.4	4.1	28.90	36.60	1933	0.780
4x35	0.41	1.4	4.4	32.50	41.10	2498	0.554
4x50	0.41	1.6	4.8	37.70	47.50	3439	0.386
4x70	0.51	1.6	5.2	42.70	54.00	4630	0.272
4x95	0.51	1.8	5.9	48.40	61.00	5983	0.206
4x120	0.51	1.8	6.0	53.00	66.00	7215	0.161
4x150	0.51	2.0	6.5	58.00	73.00	9096	0.129
5x1	0.21	0.8	1.6	10.20	13.10	196	19.5
5x1.5	0.26	0.8	1.8	11.20	14.40	247	13.3
5x2.5	0.26	0.9	2.0	13.30	17.00	357	7.98
5x4	0.31	1.0	2.2	15.60	19.90	509	4.95
5x6	0.31	1.0	2.5	17.50	22.20	672	3.30
5x10	0.41	1.2	3.6	22.90	29.10	1193	1.91
5x16	0.41	1.2	3.9	26.40	33.30	1635	1.21
5x25	0.41	1.4	4.4	32.00	40.40	2359	0.780
3x2.5+1x1.5	0.26/0.26	0.9/0.8	1.9	11.70	15.00	273	7.98/13.3
3x4+1x2.5	0.31/0.26	1.0/0.9	2.1	13.80	17.60	369	4.95/7.98
3x6+1x4	0.31/0.31	1.0/1.0	2.3	15.40	19.70	482	3.30/4.95
3x10+1x6	0.41/0.31	1.2/1.0	3.4	21.00	25.50	866	1.91/3.30
3x16+1x6	0.41/0.31	1.2/1.0	3.6	22.40	28.40	1175	1.21/3.30
3x25+1x10	0.41/0.41	1.4/1.2	4.1	27.30	34.50	1724	0.780/1.91
3x35+1x10	0.41/0.41	1.4/1.2	4.3	29.90	37.80	2127	0.554/1.91
3x50+1x16	0.41/0.41	1.6/1.2	4.8	34.80	43.90	3062	0.386/1.21
3x70+1x25	0.51/0.41	1.6/1.4	5.2	39.80	50.10	4030	0.272/0.780
3x95+1x35	0.51/0.41	1.8/1.4	5.7	44.80	56.40	5054	0.206/0.554
3x120+1x35	0.51/0.41	1.8/1.4	6.1	48.50	61.00	5967	0.161/0.554

AS/NZS 60245.4; 60245 IEC 81

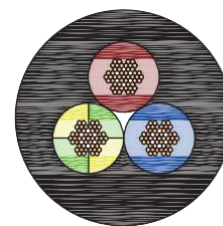
Application

The cable is suitable for AC voltage not exceeding 200 V and 400 V peak pulse current welding machine welding clamp with and connect with.

AS IEC 60245

Conductor: Flexible Copper

Sheath: Rubber



Section	Max. Wire Diameter	Sheath Thickness	Overall	Diameter	Cable Weight	Electrical Resistance
mm ²	mm	mm	Min.	Max. mm	kg/km	DC.20°C Ω/km
16	0.21	2	8.80	11.00	224	1.16
25	0.21	2	10.10	12.70	317	0.758
35	0.21	2	11.40	14.20	422	0.536
50	0.21	2.2	13.20	16.50	586	0.379
70	0.21	2.4	15.30	19.20	796	0.268
95	0.21	2.6	17.10	21.40	1060	0.198

AS/NZS 1429.1; 60245 IEC 53 & 57 300/500 V

Application

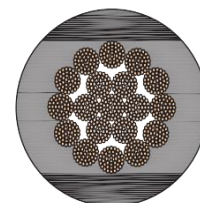
The cable is designed to provide high flexibility and have the capacity to withstand weather, oils/greases, mechanical and thermal stresses. Applications include handling equipment, mobile power supplies, worksites, stage and audio visual equipment, port areas and dams. Also for use in drainage and water treatment, cold environments and severe industrial environments.

AS IEC 60245

Conductor: Flexible Copper

Insulation: EPR

Sheath: PCP



Section	Max. Wire Diameter	Insulation Thickness	Sheath Thickness	Overall Diameter		Cable Weight	Electrical Resistance
No.xmm ²	mm	mm	mm	Min.	Max.	kg/km	DC.20°C Ω/km
2x0.75	0.21	0.6	0.8	5.70	7.40	61	26
2x1.0	0.21	0.6	0.9	6.10	8.00	73	19.5
2x1.5	0.26	0.8	1.0	7.60	9.80	107	13.3
2x2.5	0.26	0.9	1.1	9.00	11.60	151	7.98
3x0.75	0.21	0.6	0.9	6.20	8.10	79	26
3x1.0	0.21	0.6	0.9	6.50	8.50	90	19.5
3x1.5	0.26	0.8	1.0	8.00	10.40	131	13.3
3x2.5	0.26	0.9	1.1	9.60	12.40	188	7.98

4x0.75	0.21	0.6	0.9	6.80	8.80	96	26
4x1.0	0.21	0.6	0.9	7.10	9.30	110	19.5
4x1.5	0.26	0.8	1.1	9.00	11.60	168	13.3
4x2.5	0.26	0.9	1.2	10.70	13.80	240	7.98
5x0.75	0.21	0.6	1.0	7.60	9.90	127	26
5x1.0	0.21	0.6	1.0	8.00	10.30	146	19.5
5x1.5	0.26	0.8	1.1	9.80	12.70	216	13.3
5x2.5	0.26	0.9	1.3	11.90	15.30	317	7.98
2x4	0.31	1	1.2	10.60	13.70	213	4.95
2x6	0.31	1	1.3	11.80	15.10	275	3.30
3x4	0.31	1	1.2	11.30	14.50	268	4.95
3x6	0.31	1	1.3	12.60	16.10	349	3.30
4x4	0.31	1	1.3	12.70	16.20	343	4.95
4x6	0.31	1	1.4	14.00	17.90	447	3.30
5x4	0.31	1	1.4	14.10	17.90	454	4.95
5x6	0.31	1	1.6	15.70	20.00	601	3.30
6x0.75	0.21	0.6	1.0	8.20	10.70	152	26
6x1.0	0.21	0.6	1.1	8.70	11.50	180	19.5
6x1.5	0.26	0.8	1.2	10.90	14.00	266	13.3
6x2.5	0.26	0.9	1.4	13.20	16.90	390	7.98
6x4	0.31	1	1.5	15.50	19.80	559	4.95
6x6	0.31	1	1.7	17.40	22.10	737	3.30
3x1.5+1x1.0	0.26/0.21	0.8/0.6	1.1	8.60	11.20	164	13.3/19.5
3x2.5+1x1.5	0.26/0.26	0.9/0.8	1.2	10.40	13.30	232	7.98/13.3
3x4+1x2.5	0.31/0.26	1.0/0.9	1.3	12.30	15.70	331	4.95/7.98
3x6+1x4	0.31/0.31	1.0/1.0	1.4	13.70	17.50	436	3.30/4.95



CONTACT US

iEngineering Australia Pty. Ltd.

Office :- +61 (0)2 83207682

Mobile :- +61 (0) 467 055 252

Email :- dnaiker@iengaust.com.au

Addr :- Building T2A, Warawara
Circuit, Quaker Hills,

NSW 2763.

