

# PRODUCT CATALOGUE

Solar Plant Cable





## CONTENTS

### ■ **PRODUCT STANDARDS.**

### ■ **Some Of Cables Clients**

### ■ **Solar Plant Cable.**

- **Solar/Photovoltaic Cable.**
- **Low Voltage Power Cable.**
- **Medium Voltage Power Cable.**

## PRODUCT STANDARDS

With years of professional experiences of research and development, iCable is able to manufacture and supply products according to different national and international standards. iCable is totally able to meet different normal and special technical, manufacture and test requirements.

 Australian Standard		 INTERNATIONAL Standards Worldwide	 SELLO CONFORMIDAD NORMA	 British Standards
				
				
				





# PRODUCT CATALOGUE

**Generation**



**Transmission**



**Distribution**



**Transformation**



## Part I Solar/ Photovoltaic Cable



PV1-F AC 0.6/1KV, DC 1.8KV



## Part II Low Voltage Power Cable



CU(AL)/PVC/PVC 0.6/1(1.2)kV



CU(AL)/PVC/PVC/SSTA/PVC 0.6/1(1.2)kV



CU(AL)/PVC/PVC/STA/PVC 0.6/1(1.2)kV



CU(AL)/PVC/PVC/AWA/PVC 0.6/1(1.2)kV



CU(AL)/PVC/PVC/SWA/PVC 0.6/1(1.2)kV



CU(AL,AA)/XLPE/PVC 0.6/1(1.2)kV~1.8/3(3.6)kV



CU(AL,AA)/XLPE/PVC/SSTA/PVC 0.6/1(1.2)kV~1.8/3(3.6)kV



CU(AL,AA)/XLPE/PVC/STA/PVC 0.6/1(1.2)kV~1.8/3(3.6)kV



CU(AL)/XLPE/PVC/AWA/PVC 0.6/1(1.2)kV~1.8/3(3.6)kV



CU(AL)/XLPE/PVC/SWA/PVC 0.6/1(1.2)KV~1.8/3(3.6)kV

# CU(AL)/PVC/PVC 0.6/1(1.2) kV

## Standards


- AS/NZS 5000.1
- IEC 60502-1

## Application

The cable is used for electricity supply in low voltage installation system, suitable for installation in indoors and outdoors, in cable ducts, underground, in power and switching stations, local energy distributions, industrial plants, where there is no risk of mechanical damage.

## AS/NZS 5000.1

- Conductor: Copper/Aluminum
- Insulation: PVC
- Sheath: PVC
- (Optional) Flame Retardant Property
- (Optional) Fire Resistant Property
- (Optional) Anti-Termite & Rodent Property



Section No.xmm <sup>2</sup>	Insulation Thickness mm	Sheath Thickness mm	Overall Diameter mm	Cable Weight		DC. Electrical Resistance at 20°C		
				Cu kg/km	Al	Cu Ω/km	Al	Ω/km
1x0.5	0.8	1.4	5.2	37	-	36.0	-	-
1x0.75	0.8	1.4	5.4	41	-	24.9	-	-
1x1.5	0.8	1.4	5.8	52	43	12.1	18.1	-
1x2.5	0.8	1.4	6.2	65	50	7.41	12.1	-
1x4	1.0	1.4	7.1	90	66	4.61	7.41	-
1x6	1.0	1.4	7.6	114	77	3.08	4.61	-
1x10	1.0	1.4	8.9	166	103	1.83	3.08	-
1x16	1.0	1.4	9.9	230	131	1.15	1.91	-
1x25	1.2	1.4	11.6	338	182	0.727	1.20	-
1x35	1.2	1.4	12.2	428	214	0.524	0.868	-
1x50	1.4	1.4	13.9	565	276	0.387	0.641	-
1x70	1.4	1.5	15.6	778	360	0.268	0.443	-
1x95	1.6	1.5	17.7	1050	470	0.193	0.320	-
1x120	1.6	1.6	19.4	1299	567	0.153	0.253	-
1x150	1.8	1.6	21.3	1587	683	0.124	0.206	-
1x185	2.0	1.6	23.5	1970	839	0.0991	0.164	-
1x240	2.2	1.7	26.4	2555	1069	0.0754	0.125	-
1x300	2.4	1.8	29.2	3178	1313	0.0601	0.100	-
1x400	2.6	1.9	32.7	4025	1641	0.0470	0.0778	-
1x500	2.8	2.0	36.3	5110	2048	0.0366	0.0605	-
1x630	2.8	2.1	40.0	6296	2537	0.0283	0.0469	-
1x800	2.8	2.2	44.2	8203	3133	0.0221	0.0367	-
2x0.5	0.8	1.8	9.6	93	-	36.0	-	-
2x0.75	0.8	1.8	10.0	103	-	24.9	-	-
2x1.5	0.8	1.8	10.8	129	110	12.1	18.1	-
2x2.5	0.8	1.8	11.6	158	127	7.41	12.1	-
2x4	1.0	1.8	13.4	218	168	4.61	7.41	-
2x6	1.0	1.8	14.4	272	196	3.08	4.61	-
2x10	1.0	1.8	17.0	392	265	1.83	3.08	-
2x16	1.0	1.8	19.0	536	335	1.15	1.91	-
2x25	1.2	1.8	22.4	781	465	0.727	1.20	-
2x35	1.2	1.8	23.6	974	541	0.524	0.868	-
2x50	1.4	1.8	27.0	1286	700	0.387	0.641	-
2x70	1.4	1.9	30.2	1750	901	0.268	0.443	-
2x95	1.6	2.0	34.6	2371	1192	0.193	0.320	-
2x120	1.6	2.1	37.8	2917	1431	0.153	0.253	-
2x150	1.8	2.2	41.8	3579	1744	0.124	0.206	-
2x185	2.0	2.4	46.2	4445	2150	0.0991	0.164	-
2x240	2.2	2.6	52.0	5762	2745	0.0754	0.125	-
2x300	2.4	2.7	57.4	7142	3357	0.0601	0.100	-
2x400	2.6	3.0	64.6	9079	4239	0.0470	0.0778	-
2x500	2.8	3.2	71.8	11503	5287	0.0366	0.0605	-
3x0.5	0.8	1.8	10.0	107	-	36.0	-	-
3x0.75	0.8	1.8	10.4	119	-	24.9	-	-
3x1.5	0.8	1.8	11.3	155	126	12.1	18.1	-
3x2.5	0.8	1.8	12.1	194	147	7.41	12.1	-
3x4	1.0	1.8	14.1	274	199	4.61	7.41	-
3x6	1.0	1.8	15.2	350	236	3.08	4.61	-
3x10	1.0	1.8	18.0	512	322	1.83	3.08	-
3x16	1.0	1.8	20.1	714	412	1.15	1.91	-
3x25	1.2	1.8	23.8	1055	580	0.727	1.20	-
3x35	1.2	1.8	25.1	1334	685	0.524	0.868	-
3x50	1.4	1.8	28.8	1772	893	0.387	0.641	-
3x70	1.4	2.0	32.4	2446	1173	0.268	0.443	-
3x95	1.6	2.1	37.2	3328	1560	0.193	0.320	-
3x120	1.6	2.2	40.6	4105	1875	0.153	0.253	-



## CU(AL)/PVC/PVC 0.6/1(1.2) kV

- Conductor: Copper/Aluminum
- Insulation: PVC
- Sheath: PVC

Section No.xmm <sup>2</sup>	Insulation Thickness		Sheath Thickness	Overall Diameter	Cable Weight		DC. Electrical Resistance at 20°C		
	mm		mm	mm	Cu kg/km	Al	Cu Ω/km	Al	
3x150	1.8		2.3	44.9	5041	2289	0.124	0.206	
3x185	2.0		2.5	49.6	6267	2824	0.0991	0.164	
3x240	2.2		2.7	55.8	8137	3612	0.0754	0.125	
3x300	2.4		2.9	61.9	10138	4460	0.0601	0.100	
3x400	2.6		3.1	69.4	12855	5595	0.0470	0.0778	
3x500	2.8		3.4	77.3	16349	7026	0.0366	0.0605	
4x0.5	0.8		1.8	10.6	123	-	36.0	-	
4x0.75	0.8		1.8	11.1	140	-	24.9	-	
4x1.5	0.8		1.8	12.1	185	147	12.1	18.1	
4x2.5	0.8		1.8	13.0	236	174	7.41	12.1	
4x4	1.0		1.8	15.2	338	238	4.61	7.41	
4x6	1.0		1.8	16.4	435	283	3.08	4.61	
4x10	1.0		1.8	19.6	645	392	1.83	3.08	
4x16	1.0		1.8	22.0	909	507	1.15	1.91	
4x25	1.2		1.8	26.1	1353	719	0.727	1.20	
4x35	1.2		1.8	27.5	1720	854	0.524	0.868	
4x50	1.4		1.9	27.7	2196	1023	0.387	0.641	
4X70	1.4		2.1	31.8	3054	1357	0.268	0.443	
4X95	1.6		2.2	41.2	4346	1989	0.193	0.320	
4X120	1.6		2.4	45.2	5386	2412	0.153	0.253	
4X150	1.8		2.5	50.0	6615	2946	0.124	0.206	
4X185	2.0		2.7	55.2	8223	3632	0.0991	0.164	
4X240	2.2		2.9	62.2	10686	4652	0.0754	0.125	
4X300	2.4		3.1	68.9	13309	5739	0.0601	0.100	
4x400	2.6		3.4	77.5	16916	7236	0.0470	0.0778	
4x500	2.8		3.6	86.1	21477	9046	0.0366	0.0605	
5x0.5	0.8		1.8	11.3	142	-	36.0	-	
5x0.75	0.8		1.8	11.8	162	-	24.9	-	
5x1.5	0.8		1.8	12.9	216	169	12.1	18.1	
5x2.5	0.8		1.8	14.0	280	202	7.41	12.1	
5x4	1.0		1.8	16.4	404	279	4.61	7.41	
5x6	1.0		1.8	17.8	525	335	3.08	4.61	
5x10	1.0		1.8	21.3	782	466	1.83	3.08	
5x16	1.0		1.8	24.0	1110	607	1.15	1.91	
5x25	1.2		1.8	28.6	1660	868	0.727	1.20	
5x35	1.2		1.9	30.4	2132	1049	0.524	0.868	
5x50	1.4		2.1	35.4	2873	1407	0.387	0.641	
5x70	1.4		2.2	39.6	3953	1831	0.268	0.443	
5x95	1.6		2.4	45.7	5411	2464	0.193	0.320	
5x120	1.6		2.5	50.0	6685	2968	0.153	0.253	
5x150	1.8		2.7	55.5	8236	3650	0.124	0.206	
5x185	2.0		2.9	61.3	10238	4499	0.0991	0.164	
5x240	2.2		3.1	69.0	13299	5757	0.0754	0.125	
5x300	2.4		3.3	76.4	16561	7098	0.0601	0.100	
5x400	2.6		3.7	86.1	21081	8981	0.0470	0.0778	
5x500	2.8		4.0	95.9	26809	11271	0.0366	0.0605	
2x1+1x0.5	0.8	0.8	1.8	10.4	122	-	18.1/36.0	-	
2x1+1x0.75	0.8	0.8	1.8	10.5	126	-	18.1/24.5	-	
2x1.5+1x1	0.8	0.8	1.8	11.0	145	-	12.1/18.1	-	
2x2.5+1x1.5	0.8	0.8	1.8	11.8	180	140	7.41/12.1	12.1/18.1	
2x4+1x1.5	1.0	1.0	1.8	13.4	237	178	4.61/12.1	7.41/18.1	
2x4+1x2.5	1.0	1.0	1.8	13.5	248	182	4.61/7.41	7.41/12.1	
2x6+1x2.5	1.0	1.0	1.8	14.4	300	209	3.08/7.41	4.61/12.1	
2x6+1x4	1.0	1.0	1.8	14.8	323	223	3.08/4.61	4.61/7.41	
2x10+1x4	1.0	1.0	1.8	17.0	436	285	1.83/4.61	3.08/7.41	
2x10+1x6	1.0	1.0	1.8	17.1	457	293	1.83/3.08	3.08/4.61	
2x16+1x6	1.0	1.0	1.8	19.0	599	361	1.15/3.08	1.91/4.61	
2x16+1x10	1.0	1.0	1.8	19.4	644	381	1.15/1.83	1.91/3.08	
2x25+1x6	1.2	1.0	1.8	22.8	853	499	0.727/3.08	1.20/4.61	
2x25+1x10	1.2	1.0	1.8	22.4	881	502	0.727/1.83	1.20/3.08	
2x25+1x16	1.2	1.0	1.8	22.7	940	525	0.727/1.15	1.20/1.91	
2x35+1x10	1.2	1.0	1.8	23.6	1074	579	0.524/1.83	0.868/3.08	
2x35+1x16	1.2	1.0	1.8	23.7	1129	597	0.524/1.15	0.868/1.91	
2x35+1x25	1.2	1.2	1.8	24.6	1236	646	0.524/0.727	0.868/1.20	
2x50+1x16	1.4	1.0	1.8	27.0	1438	753	0.387/1.15	0.641/1.91	
2x50+1x25	1.4	1.2	1.8	27.3	1531	789	0.387/0.727	0.641/1.20	
2x50+1x35	1.4	1.2	1.8	27.6	1621	821	0.387/0.524	0.641/0.868	
2x70+1x16	1.4	1.0	1.8	30.4	1901	953	0.268/1.15	0.443/1.91	
2x70+1x25	1.4	1.2	1.8	30.0	1974	969	0.268/0.727	0.443/1.20	
2x70+1x35	1.4	1.2	1.8	30.3	2072	1009	0.268/0.524	0.443/0.868	
2x70+1x50	1.4	1.4	1.9	31.1	2207	1069	0.268/0.387	0.443/0.641	
2x95+1x35	1.6	1.2	1.9	34.6	2690	1297	0.193/0.524	0.320/0.868	
2x95+1x50	1.6	1.4	2.0	34.7	2805	1337	0.193/0.387	0.320/0.641	
2x95+1x70	1.6	1.4	2.0	35.7	3028	1431	0.193/0.268	0.320/0.443	
2x120+1x50	1.6	1.4	2.1	37.8	3348	1572	0.153/0.387	0.253/0.641	

Section No.xmm <sup>2</sup>	Insulation Thickness		Sheath Thickness		Overall Diameter		Cable Weight		DC. Electrical Resistance at 20°C	
	mm		mm		mm		Cu kg/km	Al	Cu Ω/km	Al
2x120+1x70	1.6	1.4	2.1		38.1		3540	1635	0.153/0.268	0.253/0.443
2x120+1x95	1.6	1.6	2.1		39.5		3836	1768	0.153/0.193	0.253/0.320
2x150+1x50	1.8	1.4	2.2		41.8		4010	1886	0.124/0.387	0.206/0.641
2x150+1x70	1.8	1.4	2.2		41.8		4191	1938	0.124/0.268	0.206/0.443
2x150+1x95	1.8	1.6	2.2		42.5		4464	2049	0.124/0.193	0.206/0.320
2x150+1x120	1.8	1.6	2.3		43.4		4711	2144	0.124/0.153	0.206/0.253
2x185+1x70	2.0	1.4	2.3		46.0		5037	2324	0.0991/0.268	0.164/0.443
2x185+1x95	2.0	1.6	2.4		46.2		5292	2416	0.0991/0.193	0.164/0.320
2x185+1x120	2.0	1.6	2.4		46.8		5529	2501	0.0991/0.153	0.164/0.253
2x185+1x150	2.0	1.8	2.4		47.8		5820	2621	0.0991/0.124	0.164/0.206
2x240+1x70	2.2	1.4	2.4		52.5		6371	2936	0.0754/0.268	0.125/0.443
2x240+1x95	2.2	1.6	2.5		51.8		6586	2989	0.0754/0.193	0.125/0.320
2x240+1x120	2.2	1.6	2.5		51.8		6797	3048	0.0754/0.153	0.125/0.253
2x240+1x150	2.2	1.8	2.6		52.7		7101	3180	0.0754/0.124	0.125/0.206
2x300+1x95	2.4	1.6	2.6		57.7		7990	3624	0.0601/0.193	0.100/0.320
2x300+1x120	2.4	1.6	2.7		57.4		8200	3682	0.0601/0.153	0.100/0.253
2x300+1x150	2.4	1.8	2.7		57.4		8447	3758	0.0601/0.124	0.100/0.206
2x300+1x185	2.4	2.0	2.8		58.4		8841	3926	0.0601/0.0991	0.100/0.164
2x300+1x240	2.4	2.2	2.8		59.6		9412	4141	0.0601/0.0754	0.100/0.125
2x400+1x120	2.6	1.6	2.8		65.1		10134	4561	0.0470/0.153	0.0778/0.253
2x400+1x150	2.6	1.8	2.9		64.4		10357	4613	0.0470/0.124	0.0778/0.206
2x400+1x185	2.6	2.0	2.9		64.4		10683	4713	0.0470/0.0991	0.0778/0.164
2x400+1x240	2.6	2.0	3.0		65.5		11271	4945	0.0470/0.0754	0.0778/0.125
2x500+1x150	2.8	1.8	3.0		72.4		12810	5691	0.0366/0.124	0.0605/0.206
2x500+1x185	2.8	2.0	3.1		71.6		13103	5757	0.0366/0.0991	0.0605/0.164
2x500+1x240	2.8	2.2	3.1		71.6		13609	5908	0.0366/0.0754	0.0605/0.125
2x500+1x300	2.8	2.4	3.2		72.8		14245	6165	0.0366/0.0601	0.0605/0.100
3x1+1x0.5	0.8	0.8	1.8		11.1		145	-	18.1/36.0	-
3x1+1x0.75	0.8	0.8	1.8		11.3		151	-	18.1/24.5	-
3x1.5+1x1	0.8	0.8	1.8		11.9		177	-	12.1/18.1	-
3x2.5+1x1.5	0.8	0.8	1.8		12.8		223	167	7.41/12.1	12.1/18.1
3x4+1x1.5	1.0	0.8	1.8		14.4		298	214	4.61/12.1	7.41/18.1
3x4+1x2.5	1.0	0.8	1.8		14.6		311	220	4.61/7.41	7.41/12.1
3x6+1x2.5	1.0	0.8	1.8		15.6		384	256	3.08/7.41	4.61/12.1
3x6+1x4	1.0	1.0	1.8		16.1		409	271	3.08/4.61	4.61/7.41
3x10+1x4	1.0	1.0	1.8		18.5		566	351	1.83/4.61	3.08/7.41
3x10+1x6	1.0	1.0	1.8		18.8		590	363	1.83/3.08	3.08/4.61
3x16+1x6	1.0	1.0	1.8		20.6		787	448	1.15/3.08	1.91/4.61
3x16+1x10	1.0	1.0	1.8		21.3		839	475	1.15/1.83	1.91/3.08
3x25+1x6	1.2	1.0	1.8		24.0		1123	610	0.727/3.08	1.20/4.61
3x25+1x10	1.2	1.0	1.8		24.5		1172	634	0.727/1.83	1.20/3.08
3x25+1x16	1.2	1.0	1.8		25.0		1236	662	0.727/1.15	1.20/1.91
3x35+1x10	1.2	1.0	1.8		25.7		1449	737	0.524/1.83	0.868/3.08
3x35+1x16	1.2	1.0	1.8		26.1		1512	763	0.524/1.15	0.868/1.91
3x35+1x25	1.2	1.2	1.8		27.1		1623	817	0.524/0.727	0.868/1.20
3x50+1x16	1.4	1.0	1.9		29.6		1954	975	0.387/1.15	0.641/1.91
3x50+1x25	1.4	1.2	1.9		30.4		2062	1026	0.387/0.727	0.641/1.20
3x50+1x35	1.4	1.2	1.9		30.8		2155	1062	0.387/0.524	0.641/0.868
3x70+1x16	1.4	1.0	1.9		32.5		2593	1221	0.268/1.15	0.443/1.91
3x70+1x25	1.4	1.2	2.0		33.8		2721	1292	0.268/0.727	0.443/1.20
3x70+1x35	1.4	1.2	2.0		34.7		2809	1322	0.268/0.524	0.443/0.868
3x70+1x50	1.4	1.4	2.0		38.3		2950	1388	0.268/0.387	0.443/0.641
3x95+1x35	1.6	1.2	2.1		39.0		3675	1694	0.193/0.524	0.320/0.868
3x95+1x50	1.6	1.4	2.2		39.0		3833	1776	0.193/0.387	0.320/0.641
3x95+1x70	1.6	1.4	2.2		39.9		4048	1862	0.193/0.268	0.320/0.443
3x120+1x50	1.6	1.4	2.2		41.9		4586	2067	0.153/0.387	0.253/0.641
3x120+1x70	1.6	1.4	2.3		41.7		4990	2179	0.153/0.268	0.253/0.443
3x120+1x95	1.6	1.6	2.3		43.9		5092	2282	0.153/0.193	0.253/0.320
3x150+1x50	1.8	1.4	2.4		46.0		5530	2489	0.124/0.387	0.206/0.641
3x150+1x70	1.8	1.4	2.4		46.5		5732	2563	0.124/0.268	0.206/0.443
3x150+1x95	1.8	1.6	2.4		47.6		6015	2683	0.124/0.193	0.206/0.320
3x150+1x120	1.8	1.6	2.5		48.7		6287	2803	0.124/0.153	0.206/0.253
3x185+1x70	2.0	1.4	2.5		51.5		6934	3073	0.0991/0.268	0.164/0.443
3x185+1x95	2.0	1.6	2.6		51.8		7230	3206	0.0991/0.193	0.164/0.320
3x185+1x120	2.0	1.6	2.6		52.6		7479	3304	0.0991/0.153	0.164/0.253
3x185+1x150	2.0	1.8	2.6		53.6		7776	3429	0.0991/0.124	0.164/0.206
3x240+1x70	2.2	1.4	2.7		57.7		8806	3862	0.0754/0.268	0.125/0.443
3x240+1x95	2.2	1.6	2.7		57.7		9041	3935	0.0754/0.193	0.125/0.320
3x240+1x120	2.2	1.6	2.8		58.1		9330	4072	0.0754/0.153	0.125/0.253
3x240+1x150	2.2	1.8	2.8		59.0		9625	4196	0.0754/0.124	0.125/0.206
3x300+1x95	2.4	1.6	2.9		62.6		11024	4766	0.0601/0.193	0.100/0.320
3x300+1x120	2.4	1.6	2.9		63.4		11281	4872	0.0601/0.153	0.100/0.253
3x300+1x150	2.4	1.8	3.0		64.4		11603	5022	0.0601/0.124	0.100/0.206
3x300+1x185	2.4	2.0	3.0		65.4		11989	5181	0.0601/0.0991	0.100/0.164
3x300+1x240	2.4	2.2	3.1		67.1		12615	5451	0.0601/0.0754	0.100/0.125
3x400+1x120	2.6	1.6	3.1		70.0		13951	5958	0.0470/0.153	0.0778/0.253
3x400+1x150	2.6	1.8	3.2		71.0		14280	6116	0.0470/0.124	0.0778/0.206



Section No.xmm <sup>2</sup>	Insulation Thickness		Sheath Thickness	Overall Diameter	Cable Weight		DC. Electrical Resistance at 20°C	
	mm	mm	mm	mm	Cu kg/km	Al	Cu Ω/km	Al
3x400+1x185	2.6	2.0	3.2	72.2	14685	6294	0.0470/0.0991	0.0778/0.164
3x400+1x240	2.6	2.2	3.3	73.5	15296	6549	0.0470/0.0754	0.0778/0.125
3x500+1x150	2.8	1.8	3.4	78.0	17704	7477	0.0366/0.124	0.0605/0.206
3x500+1x185	2.8	2.0	3.4	78.9	18094	7641	0.0366/0.0991	0.0605/0.164
3x500+1x240	2.8	2.2	3.5	80.4	18729	7920	0.0366/0.0754	0.0605/0.125
3x500+1x300	2.8	2.4	3.5	81.7	19363	8175	0.0366/0.0601	0.0605/0.100
3x1+2x0.5	0.8	0.8	1.8	11.8	164	-	18.1/36.0	-
3x1+2x0.75	0.8	0.8	1.8	12.0	172	-	18.1/24.5	-
3x1.5+2x1	0.8	0.8	1.8	12.6	202	-	12.1/18.1	-
3x2.5+2x1.5	0.8	0.8	1.8	13.5	254	188	7.41/12.1	12.1/18.1
3x4+2x1.5	1.0	0.8	1.8	15.1	329	235	4.61/12.1	7.41/18.1
3x4+2x2.5	1.0	0.8	1.8	15.5	355	249	4.61/7.41	7.41/12.1
3x6+2x2.5	1.0	0.8	1.8	16.4	428	283	3.08/7.41	4.61/12.1
3x6+2x4	1.0	1.0	1.8	17.2	475	312	3.08/4.61	4.61/7.41
3x10+2x4	1.0	1.0	1.8	19.5	632	392	1.83/4.61	3.08/7.41
3x10+2x6	1.0	1.0	1.8	19.9	678	413	1.83/3.08	3.08/4.61
3x16+2x6	1.0	1.0	1.8	21.7	876	499	1.15/3.08	1.91/4.61
3x16+2x10	1.0	1.0	1.8	22.9	978	549	1.15/1.83	1.91/3.08
3x25+2x10	1.2	1.0	1.8	24.9	1210	659	0.727/1.83	1.20/3.08
3x25+2x16	1.2	1.0	1.8	25.9	1309	708	0.727/1.83	1.20/3.08
3x25+2x16	1.2	1.0	1.8	26.8	1439	763	0.727/1.15	1.20/1.91
3x35+2x10	1.2	1.0	1.8	27.0	1586	810	0.524/1.83	0.868/3.08
3x35+2x16	1.2	1.0	1.8	27.8	1714	863	0.524/1.15	0.868/1.91
3x35+2x25	1.2	1.2	1.8	29.5	1933	967	0.524/0.727	0.868/1.20
3x50+2x16	1.4	1.0	1.9	31.1	2155	1074	0.387/1.15	0.641/1.91
3x50+2x25	1.4	1.2	1.9	32.6	2373	1177	0.387/0.727	0.641/1.20
3x50+2x35	1.4	1.2	2.0	33.4	2572	1259	0.387/0.524	0.641/0.868
3x70+2x16	1.4	1.0	2.0	34.1	2809	1335	0.268/1.15	0.443/1.91
3x70+2x25	1.4	1.2	2.0	35.4	3025	1435	0.268/0.727	0.443/1.20
3x70+2x35	1.4	1.2	2.1	36.1	3223	1516	0.268/0.524	0.443/0.868
3x70+2x50	1.4	1.4	2.1	37.8	3509	1650	0.268/0.387	0.443/0.641
3x95+2x35	1.6	1.2	2.2	40.1	4091	1890	0.193/0.524	0.320/0.868
3x95+2x50	1.6	1.4	2.2	41.6	4376	2022	0.193/0.387	0.320/0.641
3x95+2x70	1.6	1.4	2.3	43.3	4823	2206	0.193/0.268	0.320/0.443
3x120+2x50	1.6	1.4	2.3	44.5	5146	2329	0.153/0.387	0.253/0.641
3x120+2x70	1.6	1.4	2.4	46.0	5589	2510	0.153/0.268	0.253/0.443
3x120+2x95	1.6	1.6	2.5	48.3	6179	2770	0.153/0.193	0.253/0.320
3x150+2x50	1.8	1.4	2.4	48.2	6070	2732	0.124/0.387	0.206/0.641
3x150+2x70	1.8	1.4	2.5	49.6	6515	2914	0.124/0.268	0.206/0.443
3x150+2x95	1.8	1.6	2.6	51.8	7108	3177	0.124/0.193	0.206/0.320
3x150+2x120	1.8	1.6	2.6	53.3	7609	3371	0.124/0.153	0.206/0.253
3x185+2x70	2.0	1.4	2.6	53.4	7705	3413	0.0991/0.268	0.164/0.443
3x185+2x95	2.0	1.6	2.7	55.4	8296	3674	0.0991/0.193	0.164/0.320
3x185+2x120	2.0	1.6	2.7	56.9	8802	3872	0.0991/0.153	0.164/0.253
3x185+2x150	2.0	1.8	2.8	58.9	9426	4148	0.0991/0.124	0.164/0.206
3x240+2x70	2.2	1.4	2.7	58.6	9528	4154	0.0754/0.268	0.125/0.443
3x240+2x95	2.2	1.6	2.8	60.6	10130	4426	0.0754/0.193	0.125/0.320
3x240+2x120	2.2	1.6	2.9	61.9	10647	4634	0.0754/0.153	0.125/0.253
3x240+2x150	2.2	1.8	2.9	63.8	11258	4899	0.0754/0.124	0.125/0.206
3x240+2x185	2.2	2.0	3.0	65.8	12057	5237	0.0754/0.0991	0.125/0.164
3x300+2x120	2.4	1.6	3.0	66.9	12598	5434	0.0601/0.153	0.100/0.253
3x300+2x150	2.4	1.8	3.1	68.6	13233	5711	0.0601/0.124	0.100/0.206
3x300+2x185	2.4	2.0	3.1	70.6	14014	6041	0.0601/0.0991	0.100/0.164
3x300+2x240	2.4	2.2	3.2	73.4	15243	6549	0.0601/0.0754	0.100/0.125
3x400+2x120	2.6	1.6	3.2	73.3	15276	6529	0.0470/0.153	0.0778/0.253
3x400+2x150	2.6	1.8	3.3	75.0	15912	6818	0.0470/0.124	0.0778/0.206
3x400+2x185	2.6	2.0	3.3	76.7	16693	7138	0.0470/0.0991	0.0778/0.164
3x400+2x240	2.6	2.2	3.4	79.5	17939	7662	0.0470/0.0754	0.0778/0.125
3x500+2x150	2.8	1.8	3.4	81.5	19304	8147	0.0366/0.124	0.0605/0.206
3x500+2x185	2.8	2.0	3.5	83.3	20123	8505	0.0366/0.0991	0.0605/0.164
3x500+2x240	2.8	2.2	3.6	85.8	21364	9024	0.0366/0.0754	0.0605/0.125
3x500+2x300	2.8	2.4	3.7	88.5	22693	9585	0.0366/0.0601	0.0605/0.100
4x1+1x0.5	0.8	0.8	1.8	11.9	171	-	18.1/36.0	-
4x1+1x0.75	0.8	0.8	1.8	12.0	175	-	18.1/24.5	-
4x1.5+1x1	0.8	0.8	1.8	12.7	208	-	12.1/18.1	-
4x2.5+1x1.5	0.8	0.8	1.8	13.7	266	194	7.41/12.1	12.1/18.1
4x4+1x1.5	1.0	0.8	1.8	15.7	365	256	4.61/12.1	7.41/18.1
4x4+1x2.5	1.0	0.8	1.8	15.9	378	262	4.61/7.41	7.41/12.1
4x6+1x2.5	1.0	0.8	1.8	17.0	474	307	3.08/7.41	4.61/12.1
4x6+1x4	1.0	1.0	1.8	17.5	499	323	3.08/4.61	4.61/7.41
4x10+1x4	1.0	1.0	1.8	20.4	706	428	1.83/4.61	3.08/7.41
4x10+1x6	1.0	1.0	1.8	20.6	729	438	1.83/3.08	3.08/4.61
4x16+1x6	1.0	1.0	1.8	22.8	991	551	1.15/3.08	1.91/4.61
4x16+1x10	1.0	1.0	1.8	23.4	1041	576	1.15/1.83	1.91/3.08
4x25+1x6	1.2	1.0	1.8	26.5	1436	755	0.727/3.08	1.20/4.61

Section No.xmm <sup>2</sup>	Insulation Thickness		Sheath Thickness	Overall Diameter	Cable Weight		DC. Electrical Resistance at 20°C	
	mm		mm	mm	Cu kg/km	Al	Cu Ω/km	Al
4x25+1x10	1.2	1.0	1.8	27.2	1481	785	0.727/1.83	1.20/3.08
4x25+1x16	1.2	1.0	1.8	27.7	1547	814	0.727/1.15	1.20/1.91
4x35+1x10	1.2	1.0	1.8	28.5	1847	918	0.524/1.83	0.868/3.08
4x35+1x16	1.2	1.0	1.8	29.0	1913	948	0.524/1.15	0.868/1.91
4x35+1x25	1.2	1.2	1.9	30.0	2033	1011	0.524/0.727	0.868/1.20
4x50+1x16	1.4	1.0	2.0	33.1	2505	1233	0.387/1.15	0.641/1.91
4x50+1x25	1.4	1.2	2.0	33.9	2615	1286	0.387/0.727	0.641/1.20
4x50+1x35	1.4	1.2	2.0	34.3	2709	1323	0.387/0.524	0.641/0.868
4x70+1x16	1.4	1.0	2.1	36.6	3366	1570	0.268/1.15	0.443/1.91
4x70+1x25	1.4	1.2	2.1	37.4	3479	1626	0.268/0.727	0.443/1.20
4x70+1x35	1.4	1.2	2.1	37.8	3575	1664	0.268/0.524	0.443/0.868
4x70+1x50	1.4	1.4	2.2	38.7	3728	1742	0.268/0.387	0.443/0.641
4x95+1x35	1.6	1.2	2.3	42.7	4734	2163	0.193/0.524	0.320/0.868
4x95+1x50	1.6	1.4	2.3	43.6	4882	2236	0.193/0.387	0.320/0.641
4x95+1x70	1.6	1.4	2.3	44.3	5092	2317	0.193/0.268	0.320/0.443
4x120+1x50	1.6	1.4	2.4	47.1	5898	2636	0.153/0.387	0.253/0.641
4x120+1x70	1.6	1.4	2.5	48.0	6131	2739	0.153/0.268	0.253/0.443
4x120+1x95	1.6	1.6	2.5	49.1	6415	2861	0.153/0.193	0.253/0.320
4x150+1x50	1.8	1.4	2.6	51.7	7139	3181	0.124/0.387	0.206/0.641
4x150+1x70	1.8	1.4	2.6	52.4	7354	3267	0.124/0.268	0.206/0.443
4x150+1x95	1.8	1.6	2.6	53.3	7642	3393	0.124/0.193	0.206/0.320
4x150+1x120	1.8	1.6	2.7	54.4	7912	3510	0.124/0.153	0.206/0.253
4x185+1x70	2.0	1.4	2.7	57.1	8933	3924	0.0991/0.268	0.164/0.443
4x185+1x95	2.0	1.6	2.8	58.3	9246	4074	0.0991/0.193	0.164/0.320
4x185+1x120	2.0	1.6	2.8	59.1	9500	4177	0.0991/0.153	0.164/0.253
4x185+1x150	2.0	1.8	2.8	59.9	9791	4296	0.0991/0.124	0.164/0.206
4x240+1x70	2.2	1.4	2.9	63.3	11362	4909	0.0754/0.268	0.125/0.443
4x240+1x95	2.2	1.6	3.0	64.7	11694	5080	0.0754/0.193	0.125/0.320
4x240+1x120	2.2	1.6	3.0	65.3	11941	5175	0.0754/0.153	0.125/0.253
4x240+1x150	2.2	1.8	3.0	66.3	12248	5311	0.0754/0.124	0.125/0.206
4x240+1x185	2.2	2.0	3.1	67.4	12659	5494	0.0754/0.0991	0.125/0.164
4x300+1x120	2.4	1.6	3.2	71.4	14544	6242	0.0601/0.153	0.100/0.253
4x300+1x150	2.4	1.8	3.2	72.4	14857	6383	0.0601/0.124	0.100/0.206
4x300+1x185	2.4	2.0	3.2	73.4	15250	6549	0.0601/0.0991	0.100/0.164
4x300+1x240	2.4	2.2	3.3	74.9	15875	6819	0.0601/0.0754	0.100/0.125
4x400+1x120	2.6	1.6	3.4	79.2	18095	7683	0.0470/0.153	0.0778/0.253
4x400+1x150	2.6	1.8	3.5	80.2	18435	7851	0.0470/0.124	0.0778/0.206
4x400+1x185	2.6	2.0	3.5	81.1	18827	8017	0.0470/0.0991	0.0778/0.164
4x400+1x240	2.6	2.2	3.6	82.7	19473	8307	0.0470/0.0754	0.0778/0.125
4x500+1x150	2.8	1.8	3.7	88.2	22969	9635	0.0366/0.124	0.0605/0.206
4x500+1x185	2.8	2.0	3.7	89.2	23376	9815	0.0366/0.0991	0.0605/0.164
4x500+1x240	2.8	2.2	3.8	90.7	24026	10110	0.0366/0.0754	0.0605/0.125
4x500+1x300	2.8	2.4	3.8	91.9	24664	10369	0.0366/0.0601	0.0605/0.100



# CU(AL)/PVC/PVC/SSTA/PVC 0.6/1(1.2) kV

## Standards

- AS/NZS 5000.1
- IEC 60502-1
- HD 603
- DIN VDE 0276-603

## Application

The cable is used for electricity supply in low voltage installation system, suitable for installation in indoors and outdoors, in cable ducts, underground, in power and switching stations, local energy distributions, industrial plants, where there is no risk of mechanical damage.

## AS/NZS 5000.1

- Conductor: Copper/Aluminum
- Insulation: PVC
- Bedding: PVC
- Armour: Double Layer Stainless Steel Tape
- Sheath: PVC
- (Optional) Flame Retardant Property
- (Optional) Fire Resistant Property
- (Optional) Anti-Termite & Rodent Property
- (Optional) Water Resistant Property



Section No.xmm <sup>2</sup>	Insulation Thickness mm	Sheath Thickness mm	Overall Diameter mm	Cable Weight		DC. Electrical Resistance at 20°C	
				Cu kg/km	Al	Cu Ω/km	Al
1x10	1.0	1.8	12.3	279	216	1.83	3.08
1x16	1.0	1.8	13.3	355	255	1.15	1.91
1x25	1.2	1.8	15.0	481	325	0.727	1.20
1x35	1.2	1.8	15.6	578	365	0.524	0.868
1x50	1.4	1.8	17.3	735	446	0.387	0.641
1x70	1.4	1.8	18.8	958	540	0.268	0.443
1x95	1.6	1.8	20.9	1254	673	0.193	0.320
1x120	1.6	1.8	22.4	1511	778	0.153	0.253
1x150	1.8	1.8	24.3	1818	915	0.124	0.206
1x185	2.0	1.8	26.3	2212	1081	0.0991	0.164
1x240	2.2	1.9	29.0	2813	1327	0.0754	0.125
1x300	2.4	2.0	31.8	3462	1598	0.0601	0.100
1x400	2.6	2.1	35.3	4343	1958	0.0470	0.0778
1x500	2.8	2.2	40.3	5860	2799	0.0366	0.0605
1x630	2.8	2.3	44.0	7321	3361	0.0283	0.0469
1x800	2.8	2.5	48.2	9112	4041	0.0221	0.0367

# CU(AL)/PVC/PVC/STA/PVC 0.6/1(1.2) kV

## Standards


- AS/NZS 5000.1
- DIN VDE 0276-603
- IEC 60502-1
- HD 603

## Application

The cable is used for electricity supply in low voltage installation system, suitable for installation in indoors and outdoors, in cable ducts, underground, in power and switching stations, local energy distributions, industrial plants, where there is no risk of mechanical damage.

## AS/NZS 5000.1

- Conductor: Copper/Aluminum
- Insulation: PVC
- Bedding: PVC
- Armour: Double Layer Galvanized Steel Tape
- Sheath: PVC
  - (Optional) Flame Retardant Property
  - (Optional) Fire Resistant Property
  - (Optional) Anti-Termite & Rodent Property
  - (Optional) Water Resistant Property



Section No.xmm <sup>2</sup>	Insulation Thickness mm	Sheath Thickness mm	Overall Diameter mm	Cable Weight		DC. Electrical Resistance at 20°C		
				Cu kg/km	Al	Cu Ω/km	Al	
2x4	1.0	1.8	14.8	329	279	4.61	7.41	
2x6	1.0	1.8	15.8	393	317	3.08	4.61	
2x10	1.0	1.8	18.4	539	411	1.83	3.08	
2x16	1.0	1.8	20.4	702	501	1.15	1.91	
2x25	1.2	1.8	23.8	980	663	0.727	1.20	
2x35	1.2	1.8	25.0	1184	751	0.524	0.868	
2x50	1.4	1.8	28.4	1529	942	0.387	0.641	
2x70	1.4	1.9	31.6	2022	1174	0.268	0.443	
2x95	1.6	2.1	36.2	2700	1521	0.193	0.320	
2x120	1.6	2.2	40.6	3663	2176	0.153	0.253	
2x150	1.8	2.3	44.6	4404	2569	0.124	0.206	
2x185	2.0	2.4	48.8	5334	3038	0.0991	0.164	
2x240	2.2	2.6	54.6	6762	3745	0.0754	0.125	
2x300	2.4	2.8	60.2	8274	4489	0.0601	0.100	
2x400	2.6	3.1	67.4	10351	5511	0.0470	0.0778	
2x500	2.8	3.3	74.6	12917	6702	0.0366	0.0605	
3x4	1.0	1.8	15.5	393	317	4.61	7.41	
3x6	1.0	1.8	16.6	478	365	3.08	4.61	
3x10	1.0	1.8	19.4	668	478	1.83	3.08	
3x16	1.0	1.8	21.5	890	588	1.15	1.91	
3x25	1.2	1.8	25.2	1267	792	0.727	1.20	
3x35	1.2	1.8	26.5	1559	909	0.524	0.868	
3x50	1.4	1.9	30.4	2046	1166	0.387	0.641	
3x70	1.4	2.0	33.8	2738	1465	0.268	0.443	
3x95	1.6	2.2	40.0	4062	2294	0.193	0.320	
3x120	1.6	2.3	43.4	4906	2675	0.153	0.253	
3x150	1.8	2.4	47.7	5927	3175	0.124	0.206	
3x185	2.0	2.6	52.4	7244	3801	0.0991	0.164	
3x240	2.2	2.8	58.6	9236	4711	0.0754	0.125	
3x300	2.4	2.9	64.5	11329	5651	0.0601	0.100	
3x400	2.6	3.2	72.2	14223	6963	0.0470	0.0778	
3x500	2.8	3.4	79.9	17836	8513	0.0366	0.0605	
4x4	1.0	1.8	16.6	466	366	4.61	7.41	
4x6	1.0	1.8	17.8	575	424	3.08	4.61	
4x10	1.0	1.8	21.0	816	563	1.83	3.08	
4x16	1.0	1.8	23.4	1104	701	1.15	1.91	
4x25	1.2	1.8	27.5	1587	953	0.727	1.20	
4x35	1.2	1.8	28.9	1968	1101	0.524	0.868	
4x50	1.4	2.0	33.5	2611	1438	0.387	0.641	
4x70	1.4	2.1	38.5	3880	2182	0.268	0.443	
4x95	1.6	2.3	44.0	5159	2801	0.193	0.320	
4x120	1.6	2.4	47.8	6254	3281	0.153	0.253	
4x150	1.8	2.6	52.8	7601	3932	0.124	0.206	
4x185	2.0	2.7	57.8	9285	4694	0.0991	0.164	
4x240	2.2	3.0	65.0	11912	4878	0.0754	0.125	
4x300	2.4	3.2	71.7	1466	7096	0.0601	0.100	
4x400	2.6	3.5	80.3	18442	8762	0.0470	0.0778	
4x500	2.8	3.8	90.3	24095	11664	0.0366	0.0605	
5x4	1.0	1.8	17.8	544	419	4.61	7.41	
5x6	1.0	1.8	19.2	678	489	3.08	4.61	
5x10	1.0	1.8	22.7	970	654	1.83	3.08	
5x16	1.0	1.8	25.4	1324	821	1.15	1.91	
5x25	1.2	1.8	30.0	1918	1127	0.727	1.20	
5x35	1.2	1.9	31.8	2406	1323	0.524	0.868	



Section No.xmm <sup>2</sup>	Insulation Thickness		Sheath Thickness		Overall Diameter		Cable Weight		DC. Electrical Resistance at 20°C	
	mm		mm		mm		Cu kg/km	Al	Cu Ω/km	Al
5x50	1.4		2.1		36.8		3193	1727	0.387	0.641
5x70	1.4		2.3		42.4		4733	2611	0.268	0.443
5x95	1.6		2.4		48.3		6289	3343	0.193	0.320
5x120	1.6		2.6		52.8		7670	3953	0.153	0.253
5x150	1.8		2.8		58.3		9329	4743	0.124	0.206
5x185	2.0		2.9		63.9		11416	5678	0.0991	0.164
5x240	2.2		3.2		71.8		14659	7117	0.0754	0.125
5x300	2.4		3.4		79.2		18067	8604	0.0601	0.100
5x400	2.6		3.8		90.1		23655	11555	0.0470	0.0778
5x500	2.8		4.0		99.9		29675	14137	0.0366	0.0605
2x4+1x1.5	1.0	0.8	1.8		14.8		348	289	4.61/12.1	7.41/18.1
2x4+1x2.5	1.0	0.8	1.8		14.9		360	295	4.61/7.41	7.41/12.1
2x6+1x2.5	1.0	0.8	1.8		15.8		421	330	3.08/7.41	4.61/12.1
2x6+1x4	1.0	1.0	1.8		16.2		448	348	3.08/4.61	4.61/7.41
2x10+1x4	1.0	1.0	1.8		18.4		582	431	1.83/4.61	3.08/7.41
2x10+1x6	1.0	1.0	1.8		18.5		604	440	1.83/3.08	3.08/4.61
2x16+1x6	1.0	1.0	1.8		20.4		765	526	1.15/3.08	1.91/4.61
2x16+1x10	1.0	1.0	1.8		20.8		814	550	1.15/1.83	1.91/3.08
2x25+1x6	1.2	1.0	1.8		24.2		1056	702	0.727/3.08	1.20/4.61
2x25+1x10	1.2	1.0	1.8		23.8		1080	700	0.727/1.83	1.20/3.08
2x25+1x16	1.2	1.0	1.8		24.1		1142	726	0.727/1.15	1.20/1.91
2x35+1x10	1.2	1.0	1.8		25.0		1284	789	0.524/1.83	0.868/3.08
2x35+1x16	1.2	1.0	1.8		25.1		1340	808	0.524/1.15	0.868/1.91
2x35+1x25	1.2	1.2	1.8		26.0		1455	866	0.524/0.727	0.868/1.20
2x50+1x16	1.4	1.0	1.8		28.4		1681	996	0.387/1.15	0.641/1.91
2x50+1x25	1.4	1.2	1.8		28.7		1777	1035	0.387/0.727	0.641/1.20
2x50+1x35	1.4	1.2	1.8		29.0		1869	1070	0.387/0.524	0.641/0.868
2x70+1x16	1.4	1.0	1.8		31.8		2176	1228	0.268/1.15	0.443/1.91
2x70+1x25	1.4	1.2	1.9		31.6		2260	1255	0.268/0.727	0.443/1.20
2x70+1x35	1.4	1.2	1.9		31.7		2345	1283	0.268/0.524	0.443/0.868
2x70+1x50	1.4	1.4	1.9		32.5		2488	1350	0.268/0.387	0.443/0.641
2x95+1x35	1.6	1.2	2.0		36.0		3003	1611	0.193/0.524	0.320/0.868
2x95+1x50	1.6	1.4	2.0		36.1		3119	1652	0.193/0.387	0.320/0.641
2x95+1x70	1.6	1.4	2.1		37.1		3351	1754	0.193/0.268	0.320/0.443
2x120+1x50	1.6	1.4	2.2		40.6		4094	2318	0.153/0.387	0.253/0.641
2x120+1x70	1.6	1.4	2.2		40.9		4292	2387	0.153/0.268	0.253/0.443
2x120+1x95	1.6	1.6	2.2		42.1		4595	2528	0.153/0.193	0.253/0.320
2x150+1x50	1.8	1.4	2.2		44.4		4815	2692	0.124/0.387	0.206/0.641
2x150+1x70	1.8	1.4	2.3		44.6		5016	2764	0.124/0.268	0.206/0.443
2x150+1x95	1.8	1.6	2.3		45.1		5281	2866	0.124/0.193	0.206/0.320
2x150+1x120	1.8	1.6	2.4		46.2		5566	2999	0.124/0.153	0.206/0.253
2x185+1x70	2.0	1.4	2.4		48.8		5946	3232	0.0991/0.268	0.164/0.443
2x185+1x95	2.0	1.6	2.4		48.8		6181	3305	0.0991/0.193	0.164/0.320
2x185+1x120	2.0	1.6	2.5		49.6		6451	3424	0.0991/0.153	0.164/0.253
2x185+1x150	2.0	1.8	2.5		50.6		6763	3564	0.0991/0.124	0.164/0.206
2x240+1x70	2.2	1.4	2.2		55.3		7411	3976	0.0754/0.268	0.125/0.443
2x240+1x95	2.2	1.6	2.6		54.6		7609	4011	0.0754/0.193	0.125/0.320
2x240+1x120	2.2	1.6	2.6		54.6		7820	4070	0.0754/0.153	0.125/0.253
2x240+1x150	2.2	1.8	2.6		55.3		8115	4194	0.0754/0.124	0.125/0.206
2x300+1x95	2.4	1.6	2.7		60.5		9131	4765	0.0601/0.193	0.100/0.320
2x300+1x120	2.4	1.6	2.7		60.0		9305	4788	0.0601/0.153	0.100/0.253
2x300+1x150	2.4	1.8	2.8		60.2		9579	4890	0.0601/0.124	0.100/0.206
2x300+1x185	2.4	2.0	2.8		61.0		9965	5049	0.0601/0.0991	0.100/0.164
2x300+1x240	2.4	2.2	2.9		62.4		10587	5316	0.0601/0.0754	0.100/0.125
2x400+1x120	2.6	1.6	2.9		67.9		11422	5849	0.0470/0.153	0.0778/0.253
2x400+1x150	2.6	1.8	2.9		67.0		11598	5854	0.0470/0.124	0.0778/0.206
2x400+1x185	2.6	2.0	3.0		67.2		11954	5983	0.0470/0.0991	0.0778/0.164
2x400+1x240	2.6	2.2	3.1		68.3		12561	6235	0.0470/0.0754	0.0778/0.125
2x500+1x150	2.8	1.8	3.1		75.2		14243	7124	0.0366/0.124	0.0605/0.206
2x500+1x185	2.8	2.0	3.1		74.2		14484	7138	0.0366/0.0991	0.0605/0.164
2x500+1x240	2.8	2.2	3.2		74.4		15023	7321	0.0366/0.0754	0.0605/0.125
2x500+1x300	2.8	2.4	3.3		75.6		15680	7600	0.0366/0.0601	0.0605/0.100
3x4+1x1.5	1.0	0.8	1.8		15.8		419	335	4.61/12.1	7.41/18.1
3x4+1x2.5	1.0	0.8	1.8		16.0		434	343	4.61/7.41	7.41/12.1
3x6+1x2.5	1.0	0.8	1.8		17.0		517	388	3.08/7.41	4.61/12.1
3x6+1x4	1.0	1.0	1.8		17.5		547	409	3.08/4.61	4.61/7.41
3x10+1x4	1.0	1.0	1.8		19.9		727	512	1.83/4.61	3.08/7.41
3x10+1x6	1.0	1.0	1.8		20.2		754	527	1.83/3.08	3.08/4.61
3x16+1x6	1.0	1.0	1.8		22.0		968	629	1.15/3.08	1.91/4.61
3x16+1x10	1.0	1.0	1.8		22.7		1027	662	1.15/1.83	1.91/3.08
3x25+1x6	1.2	1.0	1.8		25.4		1337	824	0.727/3.08	1.20/4.61
3x25+1x10	1.2	1.0	1.8		25.9		1390	853	0.727/1.83	1.20/3.08

Section No.xmm <sup>2</sup>	Insulation Thickness		Sheath Thickness	Overall Diameter	Cable Weight		DC. Electrical Resistance at 20°C	
	mm		mm	mm	Cu kg/km	Al	Cu Ω/km	Al
3x25+1x16	1.2	1.0	1.8	26.4	1460	885	0.727/1.15	1.20/1.91
3x35+1x10	1.2	1.0	1.8	27.1	1680	968	0.524/1.83	0.868/3.08
3x35+1x16	1.2	1.0	1.8	27.5	1746	997	0.524/1.15	0.868/1.91
3x35+1x25	1.2	1.2	1.8	28.5	1866	1061	0.524/0.727	0.868/1.20
3x50+1x16	1.4	1.0	1.9	31.0	2221	1242	0.387/1.15	0.641/1.91
3x50+1x25	1.4	1.2	1.9	31.8	2337	1301	0.387/0.727	0.641/1.20
3x50+1x35	1.4	1.2	1.9	32.2	2434	1341	0.387/0.524	0.641/0.868
3x70+1x16	1.4	1.0	2.0	34.1	2903	1530	0.268/1.15	0.443/1.91
3x70+1x25	1.4	1.2	2.0	35.0	3025	1596	0.268/0.727	0.443/1.20
3x70+1x35	1.4	1.2	2.0	35.2	3115	1628	0.268/0.524	0.443/0.868
3x70+1x50	1.4	1.4	2.1	36.3	3280	1718	0.268/0.387	0.443/0.641
3x95+1x35	1.6	1.2	2.2	40.8	4425	2444	0.193/0.524	0.320/0.868
3x95+1x50	1.6	1.4	2.2	41.6	4582	2526	0.193/0.387	0.320/0.641
3x95+1x70	1.6	1.4	2.3	42.7	4834	2648	0.193/0.268	0.320/0.443
3x120+1x50	1.6	1.4	2.3	44.7	5413	2894	0.153/0.387	0.253/0.641
3x120+1x70	1.6	1.4	2.3	45.3	5360	2982	0.153/0.268	0.253/0.443
3x120+1x95	1.6	1.6	2.4	46.7	5958	3147	0.153/0.193	0.253/0.320
3x150+1x50	1.8	1.4	2.4	48.6	6414	3374	0.124/0.387	0.206/0.641
3x150+1x70	1.8	1.4	2.5	49.3	6649	3479	0.124/0.268	0.206/0.443
3x150+1x95	1.8	1.6	2.5	50.4	6954	3622	0.124/0.193	0.206/0.320
3x150+1x120	1.8	1.6	2.5	51.3	7223	3739	0.124/0.153	0.206/0.253
3x185+1x70	2.0	1.4	2.6	53.4	7923	4062	0.0991/0.268	0.164/0.443
3x185+1x95	2.0	1.6	2.6	54.4	8226	4202	0.0991/0.193	0.164/0.320
3x185+1x120	2.0	1.6	2.7	55.4	8515	4340	0.0991/0.153	0.164/0.253
3x185+1x150	2.0	1.8	2.7	56.4	8832	4485	0.0991/0.124	0.164/0.206
3x240+1x70	2.2	1.4	2.8	59.1	9885	4941	0.0754/0.268	0.125/0.443
3x240+1x95	2.2	1.6	2.8	60.0	10185	5079	0.0754/0.193	0.125/0.320
3x240+1x120	2.2	1.6	2.8	60.7	10447	5189	0.0754/0.153	0.125/0.253
3x240+1x150	2.2	1.8	2.9	61.8	10788	5359	0.0754/0.124	0.125/0.206
3x300+1x95	2.4	1.6	3.0	65.4	12258	6000	0.0601/0.193	0.100/0.320
3x300+1x120	2.4	1.6	3.0	66.2	12531	6122	0.0601/0.153	0.100/0.253
3x300+1x150	2.4	1.8	3.0	67.0	12842	6260	0.0601/0.124	0.100/0.206
3x300+1x185	2.4	2.0	3.1	68.2	13278	6469	0.0601/0.0991	0.100/0.164
3x300+1x240	2.4	2.2	3.1	69.2	13905	6741	0.0601/0.0754	0.100/0.125
3x400+1x120	2.6	1.6	3.2	72.8	15331	7338	0.0470/0.153	0.0778/0.253
3x400+1x150	2.6	1.8	3.2	73.6	15646	7482	0.0470/0.124	0.0778/0.206
3x400+1x185	2.6	2.0	3.3	75.0	16108	7717	0.0470/0.0991	0.0778/0.164
3x400+1x240	2.6	2.2	3.3	76.1	16709	7963	0.0470/0.0754	0.0778/0.125
3x500+1x150	2.8	1.8	3.4	80.6	19205	8978	0.0366/0.124	0.0605/0.206
3x500+1x185	2.8	2.0	3.5	81.7	19649	9196	0.0366/0.0991	0.0605/0.164
3x500+1x240	2.8	2.2	3.6	84.4	21134	10325	0.0366/0.0754	0.0605/0.125
3x500+1x300	2.8	2.4	3.6	85.7	21809	10621	0.0366/0.0601	0.0605/0.100
3x4+2x1.5	1.0	0.8	1.8	16.5	457	363	4.61/12.1	7.41/18.1
3x4+2x2.5	1.0	0.8	1.8	16.9	487	380	4.61/7.41	7.41/12.1
3x6+2x2.5	1.0	0.8	1.8	17.8	568	423	3.08/7.41	4.61/12.1
3x6+2x4	1.0	1.0	1.8	18.6	623	460	3.08/4.61	4.61/7.41
3x10+2x4	1.0	1.0	1.8	20.9	802	562	1.83/4.61	3.08/7.41
3x10+2x6	1.0	1.0	1.8	21.3	852	587	1.83/3.08	3.08/4.61
3x16+2x6	1.0	1.0	1.8	23.1	1068	690	1.15/3.08	1.91/4.61
3x16+2x10	1.0	1.0	1.8	24.3	1181	753	1.15/1.83	1.91/3.08
3x25+2x6	1.2	1.0	1.8	26.3	1432	882	0.727/3.08	1.20/4.61
3x25+2x10	1.2	1.0	1.8	27.3	1542	940	0.727/1.83	1.20/3.08
3x25+2x16	1.2	1.0	1.8	28.2	1680	1004	0.727/1.15	1.20/1.91
3x35+2x10	1.2	1.0	1.8	28.4	1829	1053	0.524/1.83	0.868/3.08
3x35+2x16	1.2	1.0	1.8	29.2	1964	1113	0.524/1.15	0.868/1.91
3x35+2x25	1.2	1.2	1.9	31.1	2214	1247	0.524/0.727	0.868/1.20
3x50+2x16	1.4	1.0	1.9	32.5	2436	1355	0.387/1.15	0.641/1.91
3x50+2x25	1.4	1.2	2.0	34.2	2684	1488	0.387/0.727	0.641/1.20
3x50+2x35	1.4	1.2	2.0	34.8	2874	1561	0.387/0.524	0.641/0.868
3x70+2x16	1.4	1.0	2.0	35.5	3118	1644	0.268/1.15	0.443/1.91
3x70+2x25	1.4	1.2	2.1	37.0	3362	1772	0.268/0.727	0.443/1.20
3x70+2x35	1.4	1.2	2.1	38.7	3916	2210	0.268/0.524	0.443/0.868
3x70+2x50	1.4	1.4	2.2	40.6	4255	2395	0.268/0.387	0.443/0.641
3x95+2x35	1.6	1.2	2.2	42.7	4863	2662	0.193/0.524	0.320/0.868
3x95+2x50	1.6	1.4	2.3	44.4	5197	2843	0.193/0.387	0.320/0.641
3x95+2x70	1.6	1.4	2.4	46.1	5676	3059	0.193/0.268	0.320/0.443
3x120+2x50	1.6	1.4	2.4	47.3	6024	3207	0.153/0.387	0.253/0.641
3x120+2x70	1.6	1.4	2.4	48.6	6474	3395	0.153/0.268	0.253/0.443
3x120+2x95	1.6	1.6	2.5	50.9	7107	3698	0.153/0.193	0.253/0.320
3x150+2x50	1.8	1.4	2.5	51.0	7022	3683	0.124/0.387	0.206/0.641
3x150+2x70	1.8	1.4	2.6	52.4	7492	3891	0.124/0.268	0.206/0.443
3x150+2x95	1.8	1.6	2.6	54.4	8104	4173	0.124/0.193	0.206/0.320
3x150+2x120	1.8	1.6	2.7	56.1	8660	4421	0.124/0.153	0.206/0.253
3x185+2x70	2.0	1.4	2.7	56.2	8758	4466	0.0991/0.268	0.164/0.443
3x185+2x95	2.0	1.6	2.7	58.0	9362	4740	0.0991/0.193	0.164/0.320



# CU(AL)/PVC/PVC/AWA/PVC 0.6/1(1.2) kV

## Standards


- AS/NZS 5000.1
- IEC 60502-1
- HD 603
- DIN VDE 0276-603

## Application

The cable is used for electricity supply in low voltage installation system, suitable for installation in indoors and outdoors, in cable ducts, underground, in power and switching stations, local energy distributions, industrial plants, where there is no risk of mechanical damage.

## AS/NZS 5000.1

- Conductor: Copper/Aluminum
- Insulation: PVC
- Bedding: PVC
- Armour: Aluminum Wire
- Sheath: PVC
- (Optional) Flame Retardant Property
- (Optional) Fire Resistant Property
- (Optional) Anti-Termite & Rodent Property
- (Optional) Water Resistant Property



Section No.xmm <sup>2</sup>	Insulation Thickness mm	Sheath Thickness mm	Overall Diameter mm	Cable Weight		DC. Electrical Resistance at 20°C		
				Cu kg/km	Al	Cu Ω/km	Al	
1x10	1.0	1.8	12.3	279	216	1.83	3.08	
1x16	1.0	1.8	15.3	389	289	1.15	1.91	
1x25	1.2	1.8	17.0	496	345	0.727	1.20	
1x35	1.2	1.8	17.6	607	397	0.524	0.868	
1x50	1.4	1.8	20.2	833	544	0.387	0.641	
1x70	1.4	1.8	21.7	1068	648	0.268	0.443	
1x95	1.6	1.8	23.8	1363	788	0.193	0.320	
1x120	1.6	1.8	26.0	1680	955	0.153	0.253	
1x150	1.8	1.8	27.9	2028	1117	0.124	0.206	
1x185	2.0	1.8	29.9	2400	1281	0.0991	0.164	
1x240	2.2	1.9	32.8	3025	1560	0.0754	0.125	
1x300	2.4	2.0	36.4	3755	1936	0.0601	0.100	
1x400	2.6	2.1	39.9	4782	2394	0.0470	0.0778	
1x500	2.8	2.2	43.5	5930	2883	0.0366	0.0605	
1x630	2.8	2.4	47.4	7409	3431	0.0283	0.0469	
1x800	2.8	2.5	53.0	9333	4268	0.0221	0.0367	

# CU(AL)/PVC/PVC/SWA/PVC 0.6/1(1.2) kV

## Standards


- AS/NZS 5000.1
- IEC 60502-1
- HD 603
- DIN VDE 0276-603

## Application

The cable is used for electricity supply in low voltage installation system, suitable for installation in indoors and outdoors, in cable ducts, underground, in power and switching stations, local energy distributions, industrial plants, where there is no risk of mechanical damage.

## AS/NZS 5000.1

- Conductor: Copper/Aluminum
- Insulation: PVC
- Bedding: PVC
- Armour: Galvanized Steel Wire
- Sheath: PVC
- (Optional) Flame Retardant Property
- (Optional) Fire Resistant Property
- (Optional) Anti-Termite & Rodent Property
- (Optional) Water Resistant Property



Section No.xmm <sup>2</sup>	Insulation Thickness mm	Sheath Thickness mm	Overall Diameter mm	Cable Weight		DC. Electrical Resistance at 20°C		
				Cu kg/km	Al	Cu Ω/km	Al	Ω/km
2x4	1.0	1.8	18.0	503	453	4.61	7.41	
2x6	1.0	1.8	19.9	712	636	3.08	4.61	
2x10	1.0	1.8	22.5	905	778	1.83	3.08	
2x16	1.0	1.8	24.5	1109	908	1.15	1.91	
2x25	1.2	1.8	28.6	1615	1298	0.727	1.20	
2x35	1.2	1.8	29.8	1863	1430	0.524	0.868	
2x50	1.4	1.9	33.4	2304	1718	0.387	0.641	
2x70	1.4	2.0	37.4	3135	2286	0.268	0.443	
2x95	1.6	2.2	42.0	3954	2775	0.193	0.320	
2x120	1.6	2.3	45.2	4649	3162	0.153	0.253	
2x150	1.8	2.4	50.6	5964	4130	0.124	0.206	
2x185	2.0	2.6	55.0	7064	4769	0.0991	0.164	
2x340	2.2	2.8	60.8	8665	5648	0.0754	0.125	
2x300	2.4	2.9	66.6	10416	6631	0.0601	0.100	
2x400	2.6	3.2	73.8	12735	7895	0.0470	0.0778	
2x500	2.8	3.4	82.7	16537	10322	0.0366	0.0605	
3x4	1.0	1.8	19.6	703	627	4.61	7.41	
3x6	1.0	1.8	20.7	813	700	3.08	4.61	
3x10	1.0	1.8	23.5	1060	870	1.83	3.08	
3x16	1.0	1.8	25.6	1322	1020	1.15	1.91	
3x25	1.2	1.8	30.0	1945	1469	0.727	1.20	
3x35	1.2	1.8	31.3	2264	1614	0.524	0.868	
3x50	1.4	2.0	35.4	2865	1985	0.387	0.641	
3x70	1.4	2.1	39.6	3922	2649	0.268	0.443	
3x95	1.6	2.2	44.4	5012	3244	0.193	0.320	
3x120	1.6	2.3	47.8	5911	3681	0.153	0.253	
3x150	1.8	2.5	53.7	7569	4818	0.124	0.206	
3x185	2.0	2.7	58.4	9032	5589	0.0991	0.164	
3x240	2.2	2.9	65.0	11320	6794	0.0754	0.125	
3x300	2.4	3.1	71.1	13651	7973	0.0601	0.100	
3x400	2.6	3.4	80.5	17774	10514	0.0470	0.0778	
3x500	2.8	3.6	88.2	21753	12430	0.0366	0.0605	
4x4	1.0	1.8	20.7	801	701	4.61	7.41	
4x6	1.0	1.8	21.9	934	783	3.08	4.61	
4x10	1.0	1.8	25.1	1241	988	1.83	3.08	
4x16	1.0	1.8	28.2	1741	1338	1.15	1.91	
4x25	1.2	1.8	32.3	2320	1686	0.727	1.20	
4x35	1.2	1.9	33.9	2758	1891	0.524	0.868	
4x50	1.4	2.1	39.3	3770	2579	0.387	0.641	
4x70	1.4	2.2	43.1	4815	3117	0.268	0.443	
4x95	1.6	2.4	50.0	6687	4330	0.193	0.320	
4x120	1.6	2.5	53.8	7895	4922	0.153	0.253	
4x150	1.8	2.7	58.8	9423	5754	0.124	0.206	
4x185	2.0	2.9	64.4	11361	6770	0.0991	0.164	
4x240	2.2	3.1	71.4	14202	8168	0.0754	0.125	
4x300	2.4	3.3	78.1	17200	9630	0.0601	0.100	
4x400	2.6	3.6	88.4	22322	12642	0.0470	0.0778	
4x500	2.8	3.9	97.2	27510	15080	0.0366	0.0605	
5x4	1.0	1.8	21.9	904	778	4.61	7.41	
5x6	1.0	1.8	23.3	1062	873	3.08	4.61	
5x10	1.0	1.8	27.5	1577	1261	1.83	3.08	
5x16	1.0	1.8	30.2	2001	1498	1.15	1.91	



## CU(AL)/PVC/PVC/SWA/PVC 0.6/1(1.2) kV

- Conductor: Copper/Aluminum
- Insulation: PVC
- Bedding: PVC
- Armour: Galvanized Steel Wire
- Sheath: PVC

Section No.xmm <sup>2</sup>	Insulation Thickness		Sheath Thickness		Overall Diameter		Cable Weight		DC. Electrical Resistance at 20°C	
	mm		mm		mm		Cu kg/km	Al	Cu Ω/km	Al
5x25	1.2		1.9		35.0		2737	1945	0.727	1.20
5x35	1.2		2.0		37.6		3518	2435	0.524	0.868
5x50	1.4		2.2		42.6		4470	3004	0.387	0.641
5x70	1.4		2.3		46.8		5728	3606	0.268	0.443
5x95	1.6		2.5		54.3		7963	5017	0.193	0.320
5x120	1.6		2.7		58.8		9492	5775	0.153	0.253
5x150	1.8		2.9		64.7		11376	6790	0.124	0.206
5x185	2.0		3.0		70.3		13676	7937	0.0991	0.164
5x240	2.2		3.3		79.9		18180	10638	0.0754	0.125
5x300	2.4		3.6		87.5		21928	12466	0.0601	0.100
5x400	2.6		3.9		97.0		27076	14976	0.0470	0.0778
5x500	2.8		4.2		107.2		33554	18016	0.0366	0.0605
2x4+1x1.5	1.0	0.8	1.8		18.0		522	462	4.61/12.1	7.41/18.1
2x4+1x2.5	1.0	0.8	1.8		18.1		537	472	4.61/7.41	7.41/12.1
2x6+1x2.5	1.0	0.8	1.8		19.9		740	649	3.08/7.41	4.61/12.1
2x6+1x4	1.0	1.0	1.8		20.3		775	647	3.08/4.61	4.61/7.41
2x10+1x4	1.0	1.0	1.8		22.5		949	798	1.83/4.61	3.08/7.41
2x10+1x6	1.0	1.0	1.8		22.6		980	816	1.83/3.08	3.08/4.61
2x16+1x6	1.0	1.0	1.8		24.5		1173	934	1.15/3.08	1.91/4.61
2x16+1x10	1.0	1.0	1.8		24.9		1229	966	1.15/1.83	1.91/3.08
2x25+1x6	1.2	1.0	1.8		29.0		1705	1351	0.727/3.08	1.20/4.61
2x25+1x10	1.2	1.0	1.8		28.6		1715	1336	0.727/1.83	1.20/3.08
2x25+1x16	1.2	1.0	1.8		28.9		1792	1376	0.727/1.15	1.20/1.91
2x35+1x10	1.2	1.0	1.8		29.8		1963	1467	0.524/1.83	0.868/3.08
2x35+1x16	1.2	1.0	1.8		29.9		2018	1486	0.524/1.15	0.868/1.91
2x35+1x25	1.2	1.2	1.8		30.8		2146	1557	0.524/0.727	0.868/1.20
2x50+1x16	1.4	1.0	1.8		33.2		2443	1757	0.387/1.15	0.641/1.91
2x50+1x25	1.4	1.2	1.9		33.7		2551	1809	0.387/0.727	0.641/1.20
2x50+1x35	1.4	1.2	1.9		34.0		2659	1859	0.387/0.524	0.641/0.868
2x70+1x16	1.4	1.0	1.9		36.8		3036	2088	0.268/1.15	0.443/1.91
2x70+1x25	1.4	1.2	2.0		36.6		3123	2118	0.268/0.727	0.443/1.20
2x70+1x35	1.4	1.2	2.0		36.7		3208	2146	0.268/0.524	0.443/0.868
2x70+1x50	1.4	1.4	2.1		38.5		3639	2502	0.268/0.387	0.443/0.641
2x95+1x35	1.6	1.2	2.1		41.8		4254	2862	0.193/0.524	0.320/0.868
2x95+1x50	1.6	1.4	2.2		42.1		4388	2921	0.193/0.387	0.320/0.641
2x95+1x70	1.6	1.4	2.2		42.9		4626	3030	0.193/0.268	0.320/0.443
2x120+1x50	1.6	1.4	2.2		45.0		5060	3285	0.153/0.387	0.253/0.641
2x120+1x70	1.6	1.4	2.3		45.5		5274	3369	0.153/0.268	0.253/0.443
2x120+1x95	1.6	1.6	2.3		46.7		5610	3543	0.153/0.193	0.253/0.320
2x150+1x50	1.8	1.4	2.3		49.0		5873	3750	0.124/0.387	0.206/0.641
2x150+1x70	1.8	1.4	2.3		49.0		6055	3802	0.124/0.268	0.206/0.443
2x150+1x95	1.8	1.6	2.4		51.1		6834	4419	0.124/0.193	0.206/0.320
2x150+1x120	1.8	1.6	2.5		52.2		7149	4582	0.124/0.153	0.206/0.253
2x185+1x70	2.0	1.4	2.5		54.8		7653	4939	0.0991/0.268	0.164/0.443
2x185+1x95	2.0	1.6	2.5		54.8		7888	5012	0.0991/0.193	0.164/0.320
2x185+1x120	2.0	1.6	2.6		55.6		8153	5125	0.0991/0.153	0.164/0.253
2x185+1x150	2.0	1.8	2.6		56.6		8490	5291	0.0991/0.124	0.164/0.206
2x240+1x70	2.2	1.4	2.6		61.3		9313	5878	0.0754/0.268	0.125/0.443
2x240+1x95	2.2	1.6	2.7		60.6		9486	5888	0.0754/0.193	0.125/0.320
2x240+1x120	2.2	1.6	2.7		60.6		9697	5947	0.0754/0.153	0.125/0.253
2x240+1x150	2.2	1.8	2.8		61.9		10098	6177	0.0754/0.124	0.125/0.206
2x240+1x185	2.2	2.0	2.8		66.9		11264	6899	0.0754/0.0991	0.125/0.164
2x300+1x120	2.4	1.6	2.8		66.4		11445	6928	0.0601/0.153	0.100/0.253
2x300+1x150	2.4	1.8	2.9		66.6		11721	7033	0.0601/0.124	0.100/0.206
2x300+1x185	2.4	2.0	2.9		67.4		12137	7221	0.0601/0.0991	0.100/0.164
2x300+1x240	2.4	2.2	3.0		68.8		12786	7515	0.0601/0.0754	0.100/0.125
2x400+1x120	2.6	1.6	3.0		74.3		13829	8257	0.0470/0.153	0.0778/0.253
2x400+1x150	2.6	1.8	3.1		73.6		14009	8265	0.0470/0.124	0.0778/0.206
2x400+1x185	2.6	2.0	3.1		73.6		14336	8365	0.0470/0.0991	0.0778/0.164
2x400+1x240	2.6	2.2	3.2		74.7		14974	8648	0.0470/0.0754	0.0778/0.125
2x500+1x150	2.8	1.8	3.2		81.6		16886	9767	0.0366/0.124	0.0605/0.206
2x500+1x185	2.8	2.0	3.3		80.8		17135	9789	0.0366/0.0991	0.0605/0.164
2x500+1x240	2.8	2.2	3.4		82.7		18675	10974	0.0366/0.0754	0.0605/0.125
2x500+1x300	2.8	2.4	3.4		83.7		19351	11271	0.0366/0.0601	0.0605/0.100
3x4+1x1.5	1.0	0.8	1.8		19.9		738	653	4.61/12.1	7.41/18.1
3x4+1x2.5	1.0	0.8	1.8		20.1		761	671	4.61/7.41	7.41/12.1
3x6+1x2.5	1.0	0.8	1.8		21.1		860	731	3.08/7.41	4.61/12.1
3x6+1x4	1.0	1.0	1.8		21.6		898	760	3.08/4.61	4.61/7.41
3x10+1x4	1.0	1.0	1.8		24.0		1126	912	1.83/4.61	3.08/7.41
3x10+1x6	1.0	1.0	1.8		24.3		1163	936	1.83/3.08	3.08/4.61
3x16+1x6	1.0	1.0	1.8		26.8		1562	1223	1.15/3.08	1.91/4.61
3x16+1x10	1.0	1.0	1.8		27.5		1634	1270	1.15/1.83	1.91/3.08
3x25+1x6	1.2	1.0	1.8		30.2		2014	1501	0.727/3.08	1.20/4.61
3x25+1x10	1.2	1.0	1.8		30.7		2081	1544	0.727/1.83	1.20/3.08
3x25+1x16	1.2	1.0	1.8		31.2		2165	1591	0.727/1.15	1.20/1.91

Section No.xmm <sup>2</sup>	Insulation Thickness		Sheath Thickness	Overall Diameter	Cable Weight		DC. Electrical Resistance at 20°C	
	mm	mm	mm	mm	Cu kg/km	Al	Cu Ω/km	Al
3x35+1x10	1.2	1.0	1.8	31.9	2398	1686	0.524/1.83	0.868/3.08
3x35+1x16	1.2	1.0	1.9	32.5	2493	1744	0.524/1.15	0.868/1.91
3x35+1x25	1.2	1.2	1.9	33.5	2642	1836	0.524/0.727	0.868/1.20
3x50+1x16	1.4	1.0	2.0	36.0	3054	2075	0.387/1.15	0.641/1.91
3x50+1x25	1.4	1.2	2.0	37.6	3449	2413	0.387/0.727	0.641/1.20
3x50+1x35	1.4	1.2	2.0	38.0	3569	2477	0.387/0.524	0.641/0.868
3x70+1x16	1.4	1.0	2.1	39.9	4085	2713	0.268/1.15	0.443/1.91
3x70+1x25	1.4	1.2	2.1	40.8	4256	2825	0.268/0.727	0.443/1.20
3x70+1x35	1.4	1.2	2.1	41.0	4344	2857	0.268/0.524	0.443/0.868
3x70+1x50	1.4	1.4	2.2	42.0	4533	2971	0.268/0.387	0.443/0.641
3x95+1x35	1.6	1.2	2.3	45.4	5408	3427	0.193/0.524	0.320/0.868
3x95+1x50	1.6	1.4	2.3	46.2	5579	3522	0.193/0.387	0.320/0.641
3x95+1x70	1.6	1.4	2.3	47.1	5825	3638	0.193/0.268	0.320/0.443
3x120+1x50	1.6	1.4	2.4	50.7	6972	4453	0.153/0.387	0.253/0.641
3x120+1x70	1.6	1.4	2.5	51.5	7243	4595	0.153/0.268	0.253/0.443
3x120+1x95	1.6	1.6	2.5	52.7	7574	4763	0.153/0.193	0.253/0.320
3x150+1x50	1.8	1.4	2.5	54.6	8084	5043	0.124/0.387	0.206/0.641
3x150+1x70	1.8	1.4	2.6	55.3	8354	5184	0.124/0.268	0.206/0.443
3x150+1x95	1.8	1.6	2.6	56.4	8684	5352	0.124/0.193	0.206/0.320
3x150+1x120	1.8	1.6	2.7	57.5	9006	5522	0.124/0.153	0.206/0.253
3x185+1x70	2.0	1.4	2.7	59.4	9777	5915	0.0991/0.268	0.164/0.443
3x185+1x95	2.0	1.6	2.7	60.4	10105	6082	0.0991/0.193	0.164/0.320
3x185+1x120	2.0	1.6	2.8	61.8	10475	6300	0.0991/0.153	0.164/0.253
3x185+1x150	2.0	1.8	2.8	62.8	10819	6472	0.0991/0.124	0.164/0.206
3x240+1x70	2.2	1.4	2.9	65.5	11961	7018	0.0754/0.268	0.125/0.443
3x240+1x95	2.2	1.6	2.9	66.4	12330	7224	0.0754/0.193	0.125/0.320
3x240+1x120	2.2	1.6	2.9	67.1	12583	7325	0.0754/0.153	0.125/0.253
3x240+1x150	2.2	1.8	3.0	68.2	12955	7525	0.0754/0.124	0.125/0.206
3x300+1x95	2.4	1.6	3.1	71.8	14583	8325	0.0601/0.193	0.100/0.320
3x300+1x120	2.4	1.6	3.1	72.6	14846	8436	0.0601/0.153	0.100/0.253
3x300+1x150	2.4	1.8	3.1	73.4	15186	8605	0.0601/0.124	0.100/0.206
3x300+1x185	2.4	2.0	3.2	74.6	15692	8883	0.0601/0.0991	0.100/0.164
3x300+1x240	2.4	2.2	3.2	76.1	16339	9176	0.0601/0.0754	0.100/0.125
3x400+1x120	2.6	1.6	3.4	81.1	18938	10946	0.0470/0.153	0.0778/0.253
3x400+1x150	2.6	1.8	3.4	81.9	19244	11081	0.0470/0.124	0.0778/0.206
3x400+1x185	2.6	2.0	3.4	83.1	19786	11395	0.0470/0.0991	0.0778/0.164
3x400+1x240	2.6	2.2	3.5	84.4	20474	11728	0.0470/0.0754	0.0778/0.125
3x500+1x150	2.8	1.8	3.6	88.9	23177	12950	0.0366/0.124	0.0605/0.206
3x500+1x185	2.8	2.0	3.6	89.8	23638	13185	0.0366/0.0991	0.0605/0.164
3x500+1x240	2.8	2.2	3.7	91.3	24352	13543	0.0366/0.0754	0.0605/0.125
3x500+1x300	2.8	2.4	3.7	92.6	25060	13873	0.0366/0.0601	0.0605/0.100
3x4+2x1.5	1.0	0.8	1.8	20.3	792	698	4.61/12.1	7.41/18.1
3x4+2x2.5	1.0	0.8	1.8	21.0	830	724	4.61/7.41	7.41/12.1
3x6+2x2.5	1.0	0.8	1.8	21.9	928	783	3.08/7.41	4.61/12.1
3x6+2x4	1.0	1.0	1.8	22.7	999	836	3.08/4.61	4.61/7.41
3x10+2x4	1.0	1.0	1.8	25.0	1218	978	1.83/4.61	3.08/7.41
3x10+2x6	1.0	1.0	1.8	26.1	1433	1168	1.83/3.08	3.08/4.61
3x16+2x6	1.0	1.0	1.8	27.9	1690	1312	1.15/3.08	1.91/4.61
3x16+2x10	1.0	1.0	1.8	29.1	1830	1402	1.15/1.83	1.91/3.08
3x25+2x6	1.2	1.0	1.8	31.1	2138	1587	0.727/3.08	1.20/4.61
3x25+2x10	1.2	1.0	1.8	32.1	2275	1674	0.727/1.83	1.20/3.08
3x25+2x16	1.2	1.0	1.8	33.0	2442	1766	0.727/1.15	1.20/1.91
3x35+2x10	1.2	1.0	1.8	33.4	2604	1828	0.524/1.83	0.868/3.08
3x35+2x16	1.2	1.0	1.8	34.2	2753	1902	0.524/1.15	0.868/1.91
3x35+2x25	1.2	1.2	1.9	36.1	3063	2096	0.524/0.727	0.868/1.20
3x50+2x16	1.4	1.0	1.9	38.3	3571	2490	0.387/1.15	0.641/1.91
3x50+2x25	1.4	1.2	2.0	40.0	3866	2670	0.387/0.727	0.641/1.20
3x50+2x35	1.4	1.2	2.0	40.6	4079	2766	0.387/0.524	0.641/0.868
3x70+2x16	1.4	1.0	2.1	41.3	4346	2871	0.268/1.15	0.443/1.91
3x70+2x25	1.4	1.2	2.1	42.8	4638	3048	0.268/0.727	0.443/1.20
3x70+2x35	1.4	1.2	2.1	43.3	4849	3142	0.268/0.524	0.443/0.868
3x70+2x50	1.4	1.4	2.2	45.2	5241	3381	0.268/0.387	0.443/0.641
3x95+2x35	1.6	1.2	2.2	47.3	5859	3694	0.193/0.524	0.320/0.868
3x95+2x50	1.6	1.4	2.3	50.4	6760	4405	0.193/0.387	0.320/0.641
3x95+2x70	1.6	1.4	2.3	52.1	7260	4644	0.193/0.268	0.320/0.443
3x120+2x50	1.6	1.4	2.4	53.3	7671	4855	0.153/0.387	0.253/0.641
3x120+2x70	1.6	1.4	2.5	54.6	8144	5065	0.153/0.268	0.253/0.443
3x120+2x95	1.6	1.6	2.5	56.9	8870	5461	0.153/0.193	0.253/0.320
3x150+2x50	1.8	1.4	2.5	57.0	8783	5455	0.124/0.387	0.206/0.641
3x150+2x70	1.8	1.4	2.6	58.4	9279	5679	0.124/0.268	0.206/0.443
3x150+2x95	1.8	1.6	2.6	60.4	9983	6053	0.124/0.193	0.206/0.320
3x150+2x120	1.8	1.6	2.7	62.5	10650	6412	0.124/0.153	0.206/0.253



Section No.xmm <sup>2</sup>	Insulation Thickness		Sheath Thickness		Overall Diameter		Cable Weight		DC, Electrical Resistance at 20°C	
	mm		mm		mm		Cu kg/km	Al	Cu Ω/km	Al
3x185+2x70	2.0	1.4	2.7		62.6		10747	6455	0.0991/0.268	0.164/0.443
3x185+2x95	2.0	1.6	2.8		64.4		11408	6786	0.0991/0.193	0.164/0.320
3x185+2x120	2.0	1.6	2.8		66.1		12033	7103	0.0991/0.153	0.164/0.253
3x185+2x150	2.0	1.8	2.8		68.1		12754	7476	0.0991/0.124	0.164/0.206
3x240+2x70	2.2	1.4	2.9		67.8		12852	7478	0.0754/0.268	0.125/0.443
3x240+2x95	2.2	1.6	3.0		69.8		13551	7847	0.0754/0.193	0.125/0.320
3x240+2x120	2.2	1.6	3.0		70.9		14129	8117	0.0754/0.153	0.125/0.253
3x240+2x150	2.2	1.8	3.1		73.0		14886	8506	0.0754/0.124	0.125/0.206
3x240+2x185	2.2	2.0	3.2		75.0		15763	8942	0.0754/0.0991	0.125/0.164
3x300+2x120	2.4	1.6	3.2		76.1		16352	9188	0.0601/0.153	0.100/0.253
3x300+2x150	2.4	1.8	3.1		77.8		17072	9560	0.0601/0.124	0.100/0.206
3x300+2x185	2.4	2.0	3.4		81.7		19007	11034	0.0601/0.0991	0.100/0.164
3x300+2x240	2.4	2.2	3.5		84.5		20455	11760	0.0601/0.0754	0.100/0.125
3x400+2x120	2.6	1.6	3.4		84.2		20450	11703	0.0470/0.153	0.0778/0.253
3x400+2x150	2.6	1.8	3.5		85.9		21167	12072	0.0470/0.124	0.0778/0.206
3x400+2x185	2.6	2.0	3.6		87.8		22127	12572	0.0470/0.0991	0.0778/0.164
3x400+2x240	2.6	2.2	3.7		90.6		23528	13251	0.0470/0.0754	0.0778/0.125
3x500+2x150	2.8	1.8	3.7		92.6		25037	13880	0.0366/0.124	0.0605/0.206
3x500+2x185	2.8	2.0	3.7		94.2		25961	14343	0.0366/0.0991	0.0605/0.164
3x500+2x240	2.8	2.2	3.8		96.7		27353	15013	0.0366/0.0754	0.0605/0.125
3x500+2x300	2.8	2.4	3.9		99.4		28834	15726	0.0366/0.0601	0.0605/0.100
4x4+1x1.5	1.0	0.8	1.8		21.2		841	732	4.61/12.1	7.41/18.1
4x4+1x2.5	1.0	0.8	1.8		21.4		865	750	4.61/7.41	7.41/12.1
4x6+1x2.5	1.0	0.8	1.8		22.5		987	820	3.08/7.41	4.61/12.1
4x6+1x4	1.0	1.0	1.8		23.0		1035	859	3.08/4.61	4.61/7.41
4x10+1x4	1.0	1.0	1.8		26.6		1480	1202	1.83/4.61	3.08/7.41
4x10+1x6	1.0	1.0	1.8		26.8		1504	1214	1.83/3.08	3.08/4.61
4x16+1x6	1.0	1.0	1.8		29.0		1842	1403	1.15/3.08	1.91/4.61
4x16+1x10	1.0	1.0	1.8		29.6		1912	1148	1.15/1.83	1.91/3.08
4x25+1x6	1.2	1.0	1.8		32.7		2411	1741	0.727/3.08	1.20/4.61
4x25+1x10	1.2	1.0	1.9		33.6		2501	1805	0.727/1.83	1.20/3.08
4x25+1x16	1.2	1.0	1.9		34.1		2586	1853	0.727/1.15	1.20/1.91
4x35+1x10	1.2	1.0	1.9		34.9		2923	1994	0.524/1.83	0.868/3.08
4x35+1x16	1.2	1.0	2.0		35.6		3023	2058	0.524/1.15	0.868/1.91
4x35+1x25	1.2	1.2	2.0		36.4		3152	2130	0.524/0.727	0.868/1.20
4x50+1x16	1.4	1.0	2.1		40.3		4010	2738	0.387/1.15	0.641/1.91
4x50+1x25	1.4	1.2	2.1		41.1		4150	2822	0.387/0.727	0.641/1.20
4x50+1x35	1.4	1.2	2.2		41.7		4290	2904	0.387/0.524	0.641/0.868
4x70+1x16	1.4	1.0	2.2		43.8		5021	3224	0.268/1.15	0.443/1.91
4x70+1x25	1.4	1.2	2.2		44.6		5164	3310	0.268/0.727	0.443/1.20
4x70+1x35	1.4	1.2	2.3		45.2		5306	3395	0.268/0.524	0.443/0.868
4x70+1x50	1.4	1.4	2.3		45.9		5473	3486	0.268/0.387	0.443/0.641
4x95+1x35	1.6	1.2	2.4		51.3		7145	4574	0.193/0.524	0.320/0.868
4x95+1x50	1.6	1.4	2.5		52.4		7361	4715	0.193/0.387	0.320/0.641
4x95+1x70	1.6	1.4	2.5		53.1		7616	4841	0.193/0.268	0.320/0.443
4x120+1x50	1.6	1.4	2.6		55.9		8563	5301	0.153/0.387	0.253/0.641
4x120+1x70	1.6	1.4	2.6		56.6		8780	5389	0.153/0.268	0.253/0.443
4x120+1x95	1.6	1.6	2.7		57.9		9177	5622	0.153/0.193	0.253/0.320
4x150+1x50	1.8	1.4	2.7		60.3		10014	6056	0.124/0.387	0.206/0.641
4x150+1x70	1.8	1.4	2.8		61.6		10384	6261	0.124/0.268	0.206/0.443
4x150+1x95	1.8	1.6	2.8		62.7		10685	6435	0.124/0.193	0.206/0.320
4x150+1x120	1.8	1.6	2.8		63.4		10976	6574	0.124/0.153	0.206/0.253
4x185+1x70	2.0	1.4	2.9		66.3		12166	7157	0.0991/0.268	0.164/0.443
4x185+1x95	2.0	1.6	2.9		67.3		12540	7369	0.0991/0.193	0.164/0.320
4x185+1x120	2.0	1.6	3.0		68.3		12870	7546	0.0991/0.153	0.164/0.253
4x185+1x150	2.0	1.8	3.0		69.1		13207	7712	0.0991/0.124	0.164/0.206
4x240+1x70	2.2	1.4	3.1		72.5		14926	8474	0.0754/0.268	0.125/0.443
4x240+1x95	2.2	1.6	3.1		73.7		15319	8705	0.0754/0.193	0.125/0.320
4x240+1x120	2.2	1.6	3.2		74.5		15642	8876	0.0754/0.153	0.125/0.253
4x240+1x150	2.2	1.8	3.2		75.5		15997	9060	0.0754/0.124	0.125/0.206
4x240+1x185	2.2	2.0	3.2		76.4		16426	9261	0.0754/0.0991	0.125/0.164
4x300+1x120	2.4	1.6	3.4		82.3		19575	11273	0.0601/0.153	0.100/0.253
4x300+1x150	2.4	1.8	3.4		83.3		19959	11486	0.0601/0.124	0.100/0.206
4x300+1x185	2.4	2.0	3.5		84.5		20461	11760	0.0601/0.0991	0.100/0.164
4x300+1x240	2.4	2.2	3.5		85.8		21129	12073	0.0601/0.0754	0.100/0.125
4x400+1x120	2.6	1.6	3.7		90.3		23681	13268	0.0470/0.153	0.0778/0.253
4x400+1x150	2.6	1.8	3.7		91.1		24056	13472	0.0470/0.124	0.0778/0.206
4x400+1x185	2.6	1	3.7		92.0		24520	13709	0.0470/0.0991	0.0778/0.164
4x400+1x240	2.6	2.2	3.8		93.6		25245	14079	0.0470/0.0754	0.0778/0.125
4x500+1x150	2.8	1.8	3.9		99.1		29108	15774	0.0366/0.124	0.0605/0.206
4x500+1x185	2.8	2.0	4.0		100.3		29630	16069	0.0366/0.0991	0.0605/0.164
4x500+1x240	2.8	2.2	4.0		101.6		30316	16400	0.0366/0.0754	0.0605/0.125
4x500+1x300	2.8	2.4	4.1		103.4		31219	16924	0.0366/0.0601	0.0605/0.100



# CU(AL)/XLPE/PVC/SSTA/PVC 0.6/1(1.2) kV

## Standards


- AS/NZS 5000.1
- IEC 60502-1
- HD 603
- DIN VDE 0276-603

## Application

The cable is used for electricity supply in low voltage installation system, suitable for installation in indoors and outdoors, in cable ducts, underground, in power and switching stations, local energy distributions, industrial plants, where there is no risk of mechanical damage.

## AS/NZS 5000.1

- Conductor: Copper/Aluminum
- Insulation: XLPE
- Bedding: PVC
- Armour: Double Layer Stainless Steel Tape
- Sheath: PVC/PE(Optional)
  - (Optional) Flame Retardant Property
  - (Optional) Fire Resistant Property
  - (Optional) Anti-Termite & Rodent Property
  - (Optional) Water Resistant Property



Section No.xmm <sup>2</sup>	Insulation Thickness	Sheath Thickness	Overall Diameter	Cable Weight		DC. Electrical Resistance at 20°C		
	mm	mm	mm	Cu kg/km	Al	Cu Ω/km	Al	Ω/km
2x4	0.7	1.8	16.8	447	397	4.61		7.41
2x6	0.7	1.8	17.8	520	444	3.08		4.61
2x10	0.7	1.8	21.3	835	708	1.83		3.08
2x16	0.7	1.8	23.3	1024	823	1.15		1.91
2x25	0.9	1.8	27.4	1512	1195	0.727		1.20
2x35	0.9	1.8	28.6	1740	1307	0.524		0.868
2x50	1.0	1.8	31.6	2136	1550	0.387		0.641
2x70	1.1	2.0	35.4	2735	1886	0.268		0.443
2x95	1.1	2.1	39.8	3697	2518	0.193		0.320
2x120	1.2	2.2	43.4	4396	2909	0.153		0.253
2x150	1.4	2.3	47.4	5208	3374	0.124		0.206
2x185	1.6	2.5	53.2	6747	4451	0.0991		0.164
2x240	1.7	2.7	58.6	8278	5261	0.0754		0.125
2x300	1.8	2.8	64.0	9912	6127	0.0601		0.100
2x400	2.0	3.1	71.2	12168	7328	0.0470		0.0778
2x500	2.2	3.3	80.1	15893	9678	0.0366		0.0605
3x4	0.7	1.8	17.4	505	430	4.61		7.41
3x6	0.7	1.8	18.5	598	485	3.08		4.61
3x10	0.7	1.8	22.2	966	776	1.83		3.08
3x16	0.7	1.8	24.3	1220	918	1.15		1.91
3x25	0.9	1.8	28.7	1803	1328	0.727		1.20
3x35	0.9	1.8	30.0	2133	1483	0.524		0.868
3x50	1.0	1.9	33.4	2658	1779	0.387		0.641
3x70	1.1	2.0	38.1	3716	2442	0.268		0.443
3x95	1.1	2.2	42.2	4692	2924	0.193		0.320
3x120	1.2	2.3	46.1	5649	3418	0.153		0.253
3x150	1.4	2.5	52.0	7239	4487	0.124		0.206
3x185	1.6	2.6	56.5	8634	5191	0.0991		0.164
3x240	1.7	2.8	62.7	10790	6265	0.0754		0.125
3x300	1.8	3.0	68.3	13016	7338	0.0601		0.100
3x400	2.0	3.2	75.8	16028	8768	0.0470		0.0778
3x500	2.2	3.5	85.4	20926	11603	0.0366		0.0605
4x4	0.7	1.8	18.4	580	480	4.61		7.41
4x6	0.7	1.8	20.5	839	688	3.08		4.61
4x10	0.7	1.8	23.6	1119	866	1.83		3.08
4x16	0.7	1.8	26.7	1599	1196	1.15		1.91
4x25	0.9	1.8	30.8	2151	1518	0.727		1.20
4x35	0.9	1.9	32.5	2584	1718	0.524		0.868
4x50	1.0	2.0	36.3	3254	2081	0.387		0.641
4x70	1.1	2.2	41.6	4558	2860	0.268		0.443
4x95	1.1	2.3	46.0	5827	3469	0.193		0.320
4x120	1.2	2.5	51.9	7540	4566	0.153		0.253
4x150	1.4	2.6	56.7	8993	5324	0.124		0.206
4x185	1.6	2.8	62.3	10871	6281	0.0991		0.164
4x240	1.7	3.0	68.8	13552	7519	0.0754		0.125
4x300	1.8	3.2	75.0	16379	8809	0.0601		0.100
4x400	2.0	3.5	85.3	21416	11736	0.0470		0.0778
4x500	2.2	3.8	94.1	26417	13986	0.0366		0.0605
5x4	0.7	1.8	20.3	791	666	4.61		7.41
5x6	0.7	1.8	21.6	940	751	3.08		4.61
5x10	0.7	1.8	25.2	1290	973	1.83		3.08
5x16	0.7	1.8	28.6	1841	1338	1.15		1.91

## CU(AL)/XLPE/PVC/SWA/PVC 0.6/1(1.2) kV

- Conductor: Copper/Aluminum
- Insulation: XLPE
- Bedding: PVC
- Armour: Galvanized Steel Wire
- Sheath: PVC

Section No.xmm <sup>2</sup>	Insulation Thickness		Sheath Thickness		Overall Diameter		Cable Weight		DC. Electrical Resistance at 20°C	
	mm		mm		mm		Cu kg/km	Al	Cu Ω/km	Al
5x25	0.9		1.8		33.1		2525	1733	0.727	1.20
5x35	0.9		1.9		35.0		3050	1967	0.524	0.868
5x50	1.0		2.1		40.2		4151	2685	0.387	0.641
5x70	1.1		2.3		45.2		5457	3335	0.268	0.443
5x95	1.1		2.5		51.6		7496	4550	0.193	0.320
5x120	1.2		2.6		56.4		9002	5285	0.153	0.253
5x150	1.4		2.8		62.3		10859	6273	0.124	0.206
5x185	1.6		3.0		68.1		13077	7339	0.0991	0.164
5x240	1.7		3.2		75.3		16378	8835	0.0754	0.125
5x300	1.8		3.4		83.9		20884	11421	0.0601	0.100
5x400	2.0		3.8		93.6		25926	13826	0.0470	0.0778
5x500	2.2		4.1		103.8		32247	16709	0.0366	0.0605
2x4+1x1.5	0.7	0.7	1.8		16.8		463	403	0.387/12.1	7.41/18.1
2x4+1x2.5	0.7	0.7	1.8		17.0		480	414	0.387/7.41	7.41/12.1
2x6+1x2.5	0.7	0.7	1.8		17.8		544	453	3.08/7.41	4.61/12.1
2x6+1x4	0.7	0.7	1.8		18.1		567	467	3.08/0.387	4.61/7.41
2x10+1x4	0.7	0.7	1.8		21.3		872	721	1.83/0.387	3.08/7.41
2x10+1x6	0.7	0.7	1.8		21.4		892	728	1.83/3.08	3.08/4.61
2x16+1x6	0.7	0.7	1.8		23.3		1079	840	1.15/3.08	1.91/4.61
2x16+1x10	0.7	0.7	1.8		23.6		1130	866	1.15/1.83	1.91/3.08
2x25+1x6	0.9	0.7	1.8		27.4		1446	1092	0.727/3.08	1.20/4.61
2x25+1x10	0.9	0.7	1.8		26.7		1451	1072	0.727/1.83	1.20/3.08
2x25+1x16	0.9	0.7	1.8		27.6		1657	1241	0.727/1.15	1.20/1.91
2x35+1x10	0.9	0.7	1.8		28.6		1829	1334	0.524/1.83	0.868/3.08
2x35+1x16	0.9	0.7	1.8		28.7		1882	1350	0.524/1.15	0.868/1.91
2x35+1x25	0.9	0.9	1.8		29.5		2017	1428	0.524/0.727	0.868/1.20
2x50+1x16	1.0	0.7	1.8		31.6		2275	1590	0.387/1.15	0.641/1.91
2x50+1x25	1.0	0.9	1.8		31.9		2364	1622	0.387/0.727	0.641/1.20
2x50+1x35	1.0	0.9	1.9		32.4		2483	1684	0.387/0.524	0.641/0.868
2x70+1x16	1.1	0.7	1.9		35.8		2895	1947	0.268/1.15	0.443/1.91
2x70+1x25	1.1	0.9	1.9		35.2		2939	1934	0.268/0.727	0.443/1.20
2x70+1x35	1.1	0.9	1.9		35.2		3019	1957	0.268/0.524	0.443/0.868
2x70+1x50	1.1	1.0	2.0		36.1		3194	2057	0.268/0.387	0.443/0.641
2x95+1x35	1.1	0.9	2.0		39.6		3979	2587	0.193/0.524	0.320/0.868
2x95+1x50	1.1	1.0	2.1		39.9		4104	2636	0.193/0.387	0.320/0.641
2x95+1x70	1.1	1.1	2.1		40.8		4367	2770	0.193/0.268	0.320/0.443
2x120+1x50	1.2	1.0	2.2		43.4		4799	3023	0.153/0.387	0.253/0.641
2x120+1x70	1.2	1.1	2.2		43.7		5015	3110	0.153/0.268	0.253/0.443
2x120+1x95	1.2	1.1	2.2		44.6		5299	3232	0.153/0.193	0.253/0.320
2x150+1x50	1.4	1.0	2.3		47.6		5620	3497	0.124/0.387	0.206/0.641
2x150+1x70	1.4	1.1	2.3		47.4		5790	3538	0.124/0.268	0.206/0.443
2x150+1x95	1.4	1.1	2.3		47.9		6060	3645	0.124/0.193	0.206/0.320
2x150+1x120	1.4	1.2	2.4		50.4		6854	4287	0.124/0.153	0.206/0.253
2x185+1x70	1.6	1.1	2.4		53.0		7306	4592	0.0991/0.268	0.164/0.443
2x185+1x95	1.6	1.1	2.5		53.2		7551	4675	0.0991/0.193	0.164/0.320
2x185+1x120	1.6	1.2	2.5		53.8		7788	4760	0.0991/0.153	0.164/0.253
2x185+1x150	1.6	1.4	2.6		54.9		8133	4932	0.0991/0.124	0.164/0.206
2x240+1x70	1.7	1.1	2.5		59.1		8896	5461	0.0754/0.268	0.125/0.443
2x240+1x95	1.7	1.1	2.6		58.4		9057	5459	0.0754/0.193	0.125/0.320
2x240+1x120	1.7	1.2	2.6		58.4		9265	5516	0.0754/0.153	0.125/0.253
2x240+1x150	1.7	1.4	2.7		59.3		9565	5644	0.0754/0.124	0.125/0.206
2x300+1x95	1.8	1.1	2.7		64.1		10678	6312	0.0601/0.193	0.100/0.320
2x300+1x120	1.8	1.2	2.8		63.6		10834	6317	0.0601/0.153	0.100/0.253
2x300+1x150	1.8	1.4	2.8		64.0		11162	6473	0.0601/0.124	0.100/0.206
2x300+1x185	1.8	1.6	2.8		64.7		11558	6642	0.0601/0.0991	0.100/0.164
2x300+1x240	1.8	1.7	2.9		66.1		12185	6914	0.0601/0.0754	0.100/0.125
2x400+1x120	2.0	1.2	2.9		71.6		13210	7638	0.0470/0.153	0.0778/0.253
2x400+1x150	2.0	1.4	3.0		71.0		13387	7644	0.0470/0.124	0.0778/0.206
2x400+1x185	2.0	1.6	3.0		71.0		13703	7732	0.0470/0.0991	0.0778/0.164
2x400+1x240	2.0	1.7	3.1		72.0		14313	7987	0.0470/0.0754	0.0778/0.125
2x500+1x150	2.2	1.4	3.1		78.9		16189	9070	0.0366/0.124	0.0605/0.206
2x500+1x185	2.2	1.6	3.2		78.2		16435	9089	0.0366/0.0991	0.0605/0.164
2x500+1x240	2.2	1.7	3.2		78.2		16923	9221	0.0366/0.0754	0.0605/0.125
2x500+1x300	2.2	1.8	3.3		80.7		18571	10491	0.0366/0.0601	0.0605/0.100
3x4+1x1.5	0.7	0.7	1.8		17.8		537	453	0.387/12.1	7.41/18.1
3x4+1x2.5	0.7	0.7	1.8		18.0		550	459	0.387/7.41	7.41/12.1
3x6+1x2.5	0.7	0.7	1.8		19.9		775	646	3.08/7.41	4.61/12.1
3x6+1x4	0.7	0.7	1.8		20.1		802	664	3.08/0.387	4.61/7.41
3x10+1x4	0.7	0.7	1.8		22.6		1022	808	1.83/0.387	3.08/7.41
3x10+1x6	0.7	0.7	1.8		22.8		1045	818	1.83/3.08	3.08/4.61
3x16+1x6	0.7	0.7	1.8		24.7		1295	956	1.15/3.08	1.91/4.61
3x16+1x10	0.7	0.7	1.8		25.4		1357	992	1.15/1.83	1.91/3.08
3x25+1x6	0.9	0.7	1.8		28.7		1858	1345	0.727/3.08	1.20/4.61
3x25+1x10	0.9	0.7	1.8		29.3		1941	1404	0.727/1.83	1.20/3.08
3x25+1x16	0.9	0.7	1.8		29.8		2022	1448	0.727/1.15	1.20/1.91

Section No.xmm <sup>2</sup>	Insulation Thickness		Sheath Thickness		Overall Diameter		Cable Weight		DC. Electrical Resistance at 20°C	
	mm		mm		mm		Cu kg/km	Al	Cu Ω/km	Al
3x35+1x10	0.9	0.7	1.8		30.4		2249	1537	0.524/1.83	0.868/3.08
3x35+1x16	0.9	0.7	1.8		30.9		2331	1582	0.524/1.15	0.868/1.91
3x35+1x25	0.9	0.7	1.8		31.9		2457	1651	0.524/0.727	0.868/1.20
3x50+1x16	1.0	0.7	1.9		33.1		2772	1793	0.387/1.15	0.641/1.91
3x50+1x16	1.0	0.7	1.9		34.0		2833	1854	0.387/1.15	0.641/1.91
3x50+1x25	1.0	0.9	1.9		33.1		2852	1816	0.387/0.727	0.641/1.20
3x50+1x25	1.0	0.9	1.9		34.8		2971	1936	0.387/0.727	0.641/1.20
3x50+1x35	1.0	0.9	2.0		33.3		2946	1853	0.387/0.524	0.641/0.868
3x50+1x35	1.0	0.9	2.0		35.4		3080	1987	0.387/0.524	0.641/0.868
3x70+1x16	1.1	0.7	2.0		38.4		3858	2486	0.268/1.15	0.443/1.91
3x70+1x16	1.1	0.7	2.0		38.2		3859	2486	0.268/1.15	0.443/1.91
3x70+1x25	1.1	0.9	2.1		38.6		3954	2525	0.268/0.727	0.443/1.20
3x70+1x25	1.1	0.9	2.1		39.3		4013	2583	0.268/0.727	0.443/1.20
3x70+1x35	1.1	0.9	2.1		38.6		4034	2548	0.268/0.524	0.443/0.868
3x70+1x35	1.1	0.9	2.1		39.5		4125	2639	0.268/0.524	0.443/0.868
3x70+1x50	1.1	1.0	2.1		38.6		4138	2576	0.268/0.387	0.443/0.641
3x70+1x50	1.1	1.0	2.1		40.4		4288	2726	0.268/0.387	0.443/0.641
3x95+1x35	1.1	0.9	2.2		43.0		5056	3075	0.193/0.524	0.320/0.868
3x95+1x35	1.1	0.9	2.2		43.0		5073	3092	0.193/0.524	0.320/0.868
3x95+1x50	1.1	1.0	2.2		43.0		5160	3103	0.193/0.387	0.320/0.641
3x95+1x50	1.1	1.0	2.2		43.7		5230	3174	0.193/0.387	0.320/0.641
3x95+1x70	1.1	1.1	2.3		43.2		5357	3171	0.193/0.268	0.320/0.443
3x95+1x70	1.1	1.1	2.3		44.9		5495	3309	0.193/0.268	0.320/0.443
3x120+1x50	1.2	1.0	2.3		46.8		6086	3567	0.153/0.387	0.253/0.641
3x120+1x50	1.2	1.0	2.3		47.1		6120	3604	0.153/0.387	0.253/0.641
3x120+1x70	1.2	1.1	2.4		47.0		6285	3637	0.153/0.268	0.253/0.443
3x120+1x70	1.2	1.1	2.4		48.3		6414	3766	0.153/0.268	0.253/0.443
3x120+1x95	1.2	1.1	2.4		48.4		6962	4151	0.153/0.193	0.253/0.320
3x120+1x95	1.2	1.1	2.4		50.4		7193	4382	0.153/0.193	0.253/0.320
3x150+1x50	1.4	1.0	2.5		52.3		7677	4637	0.124/0.387	0.206/0.641
3x150+1x50	1.4	1.0	2.5		52.7		7715	4674	0.124/0.387	0.206/0.641
3x150+1x70	1.4	1.1	2.5		52.3		7856	4686	0.124/0.268	0.206/0.443
3x150+1x70	1.4	1.1	2.5		53.4		7967	4798	0.124/0.268	0.206/0.443
3x150+1x95	1.4	1.1	2.5		52.3		8078	4746	0.124/0.193	0.206/0.320
3x150+1x95	1.4	1.1	2.5		54.2		8268	4936	0.124/0.193	0.206/0.320
3x150+1x120	1.4	1.2	2.6		52.5		8309	4825	0.124/0.153	0.206/0.253
3x150+1x120	1.4	1.2	2.6		55.5		8595	5110	0.124/0.153	0.206/0.253
3x185+1x70	1.6	1.1	2.6		58.3		9384	5522	0.0991/0.268	0.164/0.443
3x185+1x70	1.6	1.1	2.6		57.5		9347	5486	0.0991/0.268	0.164/0.443
3x185+1x95	1.6	1.1	2.7		58.5		9631	5607	0.0991/0.193	0.164/0.320
3x185+1x95	1.6	1.1	2.7		58.4		9631	5607	0.0991/0.193	0.164/0.320
3x185+1x120	1.6	1.2	2.7		58.5		9839	5664	0.0991/0.153	0.164/0.253
3x185+1x120	1.6	1.2	2.7		59.4		9972	5797	0.0991/0.153	0.164/0.253
3x185+1x150	1.6	1.4	2.7		58.5		10077	5730	0.0991/0.124	0.164/0.206
3x185+1x150	1.6	1.4	2.7		60.4		10303	5956	0.0991/0.124	0.164/0.206
3x240+1x70	1.7	1.1	2.8		64.4		11496	6553	0.0754/0.268	0.125/0.443
3x240+1x70	1.7	1.1	2.8		63.1		11435	6491	0.0754/0.268	0.125/0.443
3x240+1x95	1.7	1.1	2.8		64.4		11718	6612	0.0754/0.193	0.125/0.320
3x240+1x95	1.7	1.1	2.8		63.8		11737	6631	0.0754/0.193	0.125/0.320
3x240+1x120	1.7	1.2	2.9		64.6		11954	6697	0.0754/0.153	0.125/0.253
3x240+1x120	1.7	1.2	2.9		64.9		12066	6808	0.0754/0.153	0.125/0.253
3x240+1x150	1.7	1.4	2.9		64.6		12191	6762	0.0754/0.124	0.125/0.206
3x240+1x150	1.7	1.4	2.9		65.7		12390	6961	0.0754/0.124	0.125/0.206
3x300+1x95	1.8	1.1	3.0		68.8		13851	7593	0.0601/0.268	0.100/0.320
3x300+1x120	1.8	1.2	3.0		69.7		14155	7746	0.0601/0.153	0.100/0.253
3x300+1x150	1.8	1.4	3.0		70.5		14483	7902	0.0601/0.124	0.100/0.206
3x300+1x185	1.8	1.6	3.1		71.9		14986	8178	0.0601/0.0991	0.100/0.164
3x300+1x240	1.8	1.7	3.1		73.1		15592	8429	0.0601/0.0754	0.100/0.125
3x400+1x120	2.0	1.2	3.2		76.4		17121	9129	0.0470/0.153	0.0778/0.253
3x400+1x150	2.0	1.4	3.3		77.4		17487	9324	0.0470/0.124	0.0778/0.206
3x400+1x185	2.0	1.6	3.3		80.2		18909	10519	0.0470/0.0991	0.0778/0.164
3x400+1x240	2.0	1.7	3.4		81.5		19575	10829	0.0470/0.0754	0.0778/0.125
3x500+1x150	2.2	1.4	3.5		86.1		22229	12003	0.0366/0.124	0.0778/0.206
3x500+1x185	2.2	1.6	3.5		87.0		22677	12224	0.0366/0.0991	0.0778/0.164
3x500+1x240	2.2	1.7	3.6		88.4		23360	12551	0.0366/0.0754	0.0778/0.125
3x500+1x300	2.2	1.8	3.6		89.7		24108	12921	0.0366/0.0601	0.0778/0.100
3x4+2x1.5	0.7	0.7	1.8		18.5		576	482	0.387/12.1	7.41/18.1
3x4+2x2.5	0.7	0.7	1.8		19.8		744	637	0.387/7.41	7.41/12.1
3x6+2x2.5	0.7	0.7	1.8		20.6		835	690	3.08/7.41	4.61/12.1
3x6+2x4	0.7	0.7	1.8		21.1		882	719	3.08/0.387	4.61/7.41
3x10+2x4	0.7	0.7	1.8		23.4		1100	860	1.83/0.387	3.08/7.41
3x10+2x6	0.7	0.7	1.8		23.8		1155	890	1.83/3.08	3.08/4.61



Section No.xmm <sup>2</sup>	Insulation Thickness		Sheath Thickness		Overall Diameter		Cable Weight		DC. Electrical Resistance at 20°C	
	mm		mm		mm		Cu kg/km	Al	Cu Ω/km	Al
3x16+2x6	0.7	0.7	1.8		25.6		1394	1017	1.15/3.08	1.91/4.61
3x16+2x10	0.7	0.7	1.8		27.5		1675	1247	1.15/1.83	1.91/3.08
3x25+2x6	0.9	0.7	1.8		29.5		1970	1419	0.727/3.08	1.20/3.08
3x25+2x10	0.9	0.7	1.8		30.5		2100	1499	0.727/1.83	1.20/1.91
3x25+2x16	0.9	0.7	1.8		31.4		2262	1586	0.727/1.15	1.20/1.91
3x35+2x10	0.9	0.7	1.8		31.6		2410	1633	0.524/1.83	0.868/1.91
3x35+2x16	0.9	0.7	1.8		32.5		2572	1721	0.524/1.15	0.868/1.91
3x35+2x25	0.9	0.9	1.9		34.3		2848	1882	0.524/0.727	0.868/1.20
3x50+2x16	1.0	0.7	1.9		35.3		3052	1972	0.387/1.15	0.641/1.91
3x50+2x25	1.0	0.9	2.0		37.0		3330	2134	0.387/0.727	0.641/1.20
3x50+2x35	1.0	0.9	2.1		38.7		3809	2496	0.387/0.524	0.641/0.868
3x70+2x16	1.1	0.7	2.1		39.8		4121	2646	0.268/1.15	0.443/1.91
3x70+2x25	1.1	0.9	2.1		41.1		4382	2792	0.268/0.727	0.443/1.20
3x70+2x35	1.1	0.9	2.1		41.6		4589	2883	0.268/0.524	0.443/0.868
3x70+2x50	1.1	1.0	2.2		43.2		4924	3065	0.268/0.387	0.443/0.641
3x95+2x35	1.1	0.9	2.2		44.8		5505	3304	0.193/0.524	0.320/0.868
3x95+2x50	1.1	1.0	2.3		46.4		5846	3491	0.193/0.387	0.320/0.641
3x95+2x70	1.1	1.1	2.4		48.2		6376	3759	0.193/0.268	0.320/0.443
3x120+2x50	1.2	1.1	2.4		51.1		7240	4424	0.153/0.387	0.253/0.641
3x120+2x70	1.2	1.1	2.5		52.6		7767	4688	0.153/0.268	0.253/0.443
3x120+2x95	1.2	1.1	2.5		54.3		8380	4971	0.153/0.193	0.253/0.320
3x150+2x50	1.4	1.1	2.5		54.7		8308	4970	0.124/0.387	0.206/0.641
3x150+2x70	1.4	1.1	2.6		56.3		8846	5245	0.124/0.268	0.206/0.443
3x150+2x95	1.4	1.1	2.7		58.1		9484	5554	0.124/0.193	0.206/0.320
3x150+2x120	1.4	1.2	2.7		59.6		10067	5828	0.124/0.153	0.206/0.253
3x185+2x70	1.6	1.1	2.7		60.2		10226	5934	0.0991/0.268	0.164/0.443
3x185+2x95	1.6	1.1	2.8		62.1		10904	6282	0.0991/0.193	0.164/0.320
3x185+2x120	1.6	1.2	2.8		63.7		11498	6569	0.0991/0.153	0.164/0.253
3x185+2x150	1.6	1.4	2.9		65.8		12200	6922	0.0991/0.124	0.164/0.206
3x240+2x70	1.7	1.1	2.8		65.3		12244	6870	0.0754/0.268	0.125/0.443
3x240+2x95	1.7	1.1	2.9		66.8		12881	7177	0.0754/0.193	0.125/0.320
3x240+2x120	1.7	1.2	3.0		68.5		13505	7493	0.0754/0.153	0.125/0.253
3x240+2x150	1.7	1.4	3.0		70.3		14180	7821	0.0754/0.124	0.125/0.206
3x240+2x185	1.7	1.6	3.1		72.4		15055	8234	0.0601/0.193	0.100/0.320
3x300+2x120	1.8	1.2	3.1		73.1		15598	8433	0.0601/0.153	0.100/0.253
3x300+2x150	1.8	1.4	3.2		75.0		16305	8793	0.0601/0.124	0.100/0.206
3x300+2x185	1.8	1.6	3.2		76.7		17143	9170	0.0601/0.0991	0.100/0.164
3x300+2x240	1.8	1.7	3.4		81.2		19504	10810	0.0601/0.0754	0.100/0.125
3x400+2x120	2.0	1.2	3.3		81.3		19545	10798	0.0470/0.153	0.0778/0.253
3x400+2x150	2.0	1.4	3.4		82.9		20228	11134	0.0470/0.124	0.0778/0.206
3x400+2x185	2.0	1.6	3.5		84.7		21152	11597	0.0470/0.0991	0.0778/0.164
3x400+2x240	2.0	1.7	3.6		87.4		22500	12223	0.0470/0.0754	0.0778/0.125
3x500+2x150	2.2	1.4	3.6		89.7		24077	14203	0.0366/0.124	0.0605/0.206
3x500+2x185	2.2	1.6	3.6		91.2		24903	13284	0.0366/0.0991	0.0605/0.164
3x500+2x240	2.2	1.7	3.7		93.6		26241	13902	0.0366/0.0754	0.0605/0.125
3x500+2x300	2.2	1.8	3.8		95.9		27640	14532	0.0366/0.0601	0.0605/0.100
4x4+1x1.5	0.7	0.7	1.8		19.8		748	638	0.387/12.1	7.41/18.1
4x4+1x2.5	0.7	0.7	1.8		20.0		761	645	0.387/7.41	7.41/12.1
4x6+1x2.5	0.7	0.7	1.8		21.1		887	720	3.08/7.41	4.61/12.1
4x6+1x4	0.7	0.7	1.8		21.3		914	738	3.08/0.387	4.61/7.41
4x10+1x4	0.7	0.7	1.8		24.2		1191	914	1.83/0.387	3.08/7.41
4x10+1x6	0.7	0.7	1.8		24.4		1214	924	1.83/3.08	3.08/4.61
4x16+1x6	0.7	0.7	1.8		27.4		1689	1249	1.15/3.08	1.91/4.61
4x16+1x10	0.7	0.7	1.8		28.0		1755	1290	1.15/1.83	1.91/3.08
4x25+1x6	0.9	0.7	1.8		31.1		2231	1560	0.727/3.08	1.20/3.08
4x25+1x10	0.9	0.7	1.8		31.7		2299	1604	0.727/1.83	1.20/1.91
4x25+1x16	0.9	0.7	1.8		32.2		2381	1649	0.727/1.15	1.20/1.91
4x35+1x10	0.9	0.7	1.9		33.3		2731	1802	0.524/1.83	0.868/1.91
4x35+1x16	0.9	0.7	1.9		33.7		2794	1829	0.524/1.15	0.868/1.91
4x35+1x25	0.9	0.9	1.9		34.6		2935	1913	0.524/0.727	0.868/1.20
4x50+1x16	1.0	0.7	2.0		38.1		3719	2447	0.387/1.15	0.641/1.91
4x50+1x25	1.0	0.9	2.1		39.1		3869	2541	0.387/0.727	0.641/1.20
4x50+1x35	1.0	0.9	2.1		39.4		3960	2574	0.387/0.524	0.641/0.868
4x70+1x16	1.1	0.7	2.2		42.2		4746	2949	0.268/1.15	0.443/1.91
4x70+1x25	1.1	0.9	2.2		43.1		4912	3058	0.268/0.727	0.443/1.20
4x70+1x35	1.1	0.9	2.2		43.3		5000	3089	0.268/0.524	0.443/0.868
4x70+1x50	1.1	1.0	2.2		44.0		5157	3171	0.268/0.387	0.443/0.641
4x95+1x35	1.1	0.9	2.3		47.3		6232	3662	0.193/0.524	0.320/0.868
4x95+1x50	1.1	1.0	2.4		48.2		5413	3767	0.193/0.387	0.320/0.641
4x95+1x70	1.1	1.1	2.4		50.4		7153	4377	0.193/0.268	0.320/0.443
4x120+1x50	1.2	1.0	2.5		53.6		8104	4841	0.153/0.387	0.253/0.641
4x120+1x70	1.2	1.1	2.5		54.3		8357	4965	0.153/0.268	0.253/0.443
4x120+1x95	1.2	1.1	2.6		55.5		8692	5138	0.153/0.193	0.253/0.320
4x150+1x50	1.4	1.1	2.7		58.1		9523	5565	0.124/0.387	0.206/0.641
4x150+1x70	1.4	1.1	2.7		58.9		9784	5697	0.124/0.268	0.206/0.443

Section No.xmm <sup>2</sup>	Insulation Thickness		Sheath Thickness		Overall Diameter		Cable Weight		DC. Electrical Resistance at 20°C	
	mm		mm		mm		Cu kg/km	Al	Cu Ω/km	Al
4x150+1x95	1.4	1.1	2.7		59.8		10094	5844	0.124/0.193	0.206/0.320
4x150+1x120	1.4	1.2	2.8		60.9		10417	6016	0.124/0.153	0.206/0.253
4x185+1x70	1.6	1.1	2.8		64.0		11631	6622	0.0991/0.268	0.164/0.443
4x185+1x95	1.6	1.1	2.9		65.0		11967	6796	0.0991/0.193	0.164/0.320
4x185+1x120	1.6	1.2	2.9		65.8		12263	6940	0.0991/0.153	0.164/0.253
4x185+1x150	1.6	1.4	2.9		66.8		12600	7106	0.0991/0.124	0.164/0.206
4x240+1x70	1.7	1.1	3.0		69.8		14237	7785	0.0754/0.268	0.125/0.443
4x240+1x95	1.7	1.1	3.0		70.7		14556	7942	0.0754/0.193	0.125/0.320
4x240+1x120	1.7	1.2	3.1		71.8		14933	8167	0.0754/0.153	0.125/0.253
4x240+1x150	1.7	1.4	3.1		72.7		15269	8331	0.0754/0.124	0.125/0.206
4x240+1x185	1.7	1.6	3.1		73.8		15697	8532	0.0601/0.193	0.100/0.320
4x300+1x120	1.8	1.2	3.2		77.1		17655	9352	0.0601/0.153	0.100/0.253
4x300+1x150	1.8	1.4	3.3		80.0		19024	10551	0.0601/0.124	0.100/0.206
4x300+1x185	1.8	1.6	3.4		81.2		19510	10809	0.0601/0.0991	0.100/0.164
4x300+1x240	1.8	1.7	3.4		82.4		20149	11093	0.0601/0.0754	0.100/0.125
4x400+1x120	2.0	1.2	3.6		87.1		22652	12240	0.0470/0.153	0.0778/0.253
4x400+1x150	2.0	1.4	3.6		87.9		23015	12431	0.0470/0.124	0.0778/0.206
4x400+1x185	2.0	1.6	3.6		88.8		23465	12654	0.0470/0.0991	0.0778/0.164
4x400+1x240	2.0	1.7	3.7		90.3		24158	12992	0.0470/0.0754	0.0778/0.125
4x500+1x150	2.2	1.4	3.8		95.9		27945	14611	0.0366/0.124	0.0605/0.206
4x500+1x185	2.2	1.6	3.8		96.9		28410	14848	0.0366/0.0991	0.0605/0.164
4x500+1x240	2.2	1.7	3.9		98.3		29107	15190	0.0366/0.0754	0.0605/0.125
4x500+1x300	2.2	1.8	3.9		99.2		29768	15473	0.0366/0.0601	0.0605/0.100

# AA/XLPE/PVC 0.6/1(1.2) kV

## Standards

- AS/NZS 5000.1
- IEC 60502-1
- GB/T 31840

## Application

The cable is of high conductivity, good creep resistant property, high flexibility, high elongation, low resilience and connective stability. The cable is used for buildings without flame, including office, airports, hospitals, hotels, shopping malls and feeder lines of lighting in factories as well as another electric appliance.

## AS/NZS 5000.1

- Conductor: Aluminum Alloy 8030
- Insulation: XLPE
- Sheath: PVC
- (Optional) Flame Retardant Property
- (Optional) Fire Resistant Property
- (Optional) Anti-Termite & Rodent Property
- (Optional) Water Resistant Property





Section	Insulation Thickness	Sheath Thickness	Overall Diameter	Cable Weight	DC. Electrical Resistance at 20°C
No.xmm <sup>2</sup>	mm	mm	mm	AA 8030 kg/km	AA 8030 Ω/km
1x10	0.7	1.4	8.3	81	3.08
1x16	0.7	1.4	9.3	106	1.91
1x25	0.9	1.4	10.9	148	1.21
1x35	0.9	1.4	11.9	185	0.868
1x50	1.0	1.4	13.4	244	0.641
1x70	1.1	1.4	15.2	315	0.443
1x95	1.1	1.5	16.8	403	0.320
1x120	1.2	1.5	18.5	495	0.253
1x150	1.4	1.6	20.4	606	0.206
1x185	1.6	1.7	22.9	746	0.164
1x240	1.7	1.8	25.6	942	0.125
1x300	1.8	1.8	27.8	1137	0.100
1x400	2.0	2.0	31.6	1492	0.0778
1x500	2.2	2.1	35.3	1844	0.0605
1x630	2.4	2.2	39.6	2292	0.0469
2x10	0.7	1.8	14.6	207	3.08
2x16	0.7	1.8	16.6	271	1.91
2x25	0.9	1.8	19.8	380	1.21
2x35	0.9	1.8	21.8	471	0.868
2x50	1.0	1.8	24.8	620	0.641
2x70	1.1	1.8	28.4	803	0.443
2x95	1.1	2.0	31.6	1014	0.320
2x120	1.2	2.1	35.2	1260	0.253
2x150	1.4	2.2	38.8	1535	0.206
2x185	1.6	2.3	43.6	1896	0.164
2x240	1.7	2.5	49.4	2440	0.125
2x300	1.8	2.7	54.1	2974	0.100
2x400	2.0	2.9	61.3	3856	0.0778
2x500	2.2	3.1	68.7	4789	0.0605
2x630	2.4	3.4	77.5	6012	0.0469
3x10	0.7	1.8	15.4	247	3.08
3x16	0.7	1.8	17.6	330	1.91
3x25	0.9	1.8	21.0	469	1.21
3x35	0.9	1.8	23.2	590	0.868
3x50	1.0	1.8	26.4	784	0.641
3x70	1.1	1.9	30.5	1036	0.443
3x95	1.1	2.0	33.7	1303	0.320
3x120	1.2	2.1	37.6	1626	0.253
3x150	1.4	2.3	41.6	2003	0.206
3x185	1.6	2.4	47.2	2505	0.164
3x240	1.7	2.6	52.9	3176	0.125
3x300	1.8	2.8	58.9	3878	0.100
3x400	2.0	3.1	65.9	5072	0.0778
3x500	2.2	3.3	73.9	6300	0.0605
3x630	2.4	3.6	83.1	7860	0.0469
4x10	0.7	1.8	16.8	299	3.08
4x16	0.7	1.8	19.2	402	1.91
4x25	0.9	1.8	23.1	580	1.21
4x35	0.9	1.8	25.5	733	0.868
4x50	1.0	1.9	29.3	996	0.641
4x70	1.1	2.0	33.9	1304	0.443
4x95	1.1	2.1	37.4	1663	0.320
4x120	1.2	2.3	41.9	2091	0.253
4x150	1.4	2.4	46.6	2590	0.206
4x185	1.6	2.6	52.5	3216	0.164
4x240	1.7	2.8	58.9	4075	0.125

## AA/XLPE/PVC 0.6/1(1.2) kV

- Conductor: Aluminum Alloy 8030
- Insulation: XLPE
- Sheath: PVC

Section	Insulation Thickness		Sheath Thickness	Overall Diameter	Cable Weight	DC. Electrical Resistance at 20°C
No.xmm <sup>2</sup>	mm		mm	mm	AA 8030 kg/km	AA 8030 Ω/km
4x300	1.8		3.0	64.6	4978	0.100
4x400	2.0		3.3	73.4	6514	0.0778
4x500	2.2		3.5	82.3	8088	0.0605
4x630	2.4		3.9	92.7	10133	0.0469
5x10	0.7		1.8	18.3	355	3.08
5x16	0.7		1.8	21.0	482	1.91
5x25	0.9		1.8	25.3	698	1.21
5x35	0.9		1.8	28.0	887	0.868
5x50	1.0		2.0	32.5	1212	0.641
5x70	1.1		2.1	37.5	1604	0.443
5x95	1.1		2.3	41.7	2069	0.320
5x120	1.2		2.4	46.9	2613	0.253
5x150	1.4		2.6	51.8	3216	0.206
5x185	1.6		2.8	58.4	3986	0.164
5x240	1.7		3.0	65.6	5054	0.125
5x300	1.8		3.2	71.9	6171	0.100
5x400	2.0		3.6	81.8	8106	0.0778
5x500	2.2		3.8	91.6	10052	0.0605
5x630	2.4		4.2	103.5	12634	0.0469
3x10+1x6	0.7	0.7	1.8	16.2	279	3.08/4.61
3x16+1x10	0.7	0.7	1.8	18.6	376	1.91/3.08
3x25+1x16	0.9	0.7	1.8	22.2	537	1.21/1.91
3x35+1x16	0.9	0.7	1.8	24.0	649	0.868/1.91
3x50+1x25	1.0	0.9	1.8	27.7	882	0.641/1.21
3x70+1x35	1.1	0.9	1.9	31.7	1159	0.443/0.868
3x95+1x50	1.1	1.0	2.1	35.6	1499	0.32/0.641
3x120+1x70	1.2	1.1	2.2	40.0	1889	0.253/0.443
3x150+1x70	1.4	1.1	2.3	43.2	2233	0.206/0.443
3x185+1x95	1.6	1.1	2.5	49.1	2827	0.164/0.320
3x240+1x120	1.7	1.2	2.7	54.9	3574	0.125/0.253
3x300+1x150	1.8	1.4	2.9	60.3	4372	0.100/0.206
3x400+1x185	2.0	1.6	3.1	68.3	5652	0.0778/0.164
3x500+1x240	2.2	1.7	3.4	76.6	7041	0.0605/0.125
3x600+1x300	2.4	1.8	3.7	85.8	8783	0.0469/0.100
3x10+2x6	0.7	0.7	1.8	17.3	316	3.08/3.08
3x16+2x10	0.7	0.7	1.8	20.1	434	1.91/1.91
3x25+2x16	0.9	0.7	1.8	23.8	616	1.21/1.91
3x35+2x16	0.9	0.7	1.8	25.5	728	0.868/1.91
3x50+2x25	1.0	0.9	1.9	29.9	1016	0.641/1.21
3x70+2x35	1.1	0.9	2.0	34.1	1317	0.443/0.868
3x95+2x50	1.1	1.0	2.2	38.4	1732	0.320/0.641
3x120+2x70	1.2	1.1	2.3	43.4	2203	0.253/0.443
3x150+2x70	1.4	1.1	2.4	46.8	2581	0.206/0.443
3x185+2x95	1.6	1.1	2.6	52.4	3227	0.164/0.320
3x240+2x120	1.7	1.2	2.8	58.7	4076	0.125/0.253
3x300+2x150	1.8	1.4	3.0	64.6	4993	0.100/0.206
3x400+2x185	2.0	1.6	3.3	73.3	6452	0.0778/0.164
3x500+2x240	2.2	1.7	3.5	82.1	8043	0.0605/0.125
3x630+2x300	2.4	1.8	3.8	91.5	9969	0.0469/0.100
4x10+1x6	0.7	0.7	1.8	17.9	337	3.08/3.08
4x16+1x10	0.7	0.7	1.8	20.7	461	1.91/1.91
4x25+1x16	0.9	0.7	1.8	24.7	661	1.21/1.91
4x35+1x16	0.9	0.7	1.8	26.9	811	0.868/1.91
4x50+1x25	1.0	0.9	1.9	31.2	1117	0.641/1.21
4x70+1x35	1.1	0.9	2.1	36.1	1474	0.443/0.868
4x95+1x50	1.1	1.0	2.2	40.2	1900	0.320/0.641
4x120+1x70	1.2	1.1	2.4	45.7	2443	0.253/0.443
4x150+1x70	1.4	1.1	2.5	49.6	2908	0.206/0.443
4x185+1x95	1.6	1.1	2.7	55.7	3620	0.164/0.320
4x240+1x120	1.7	1.2	2.9	62.5	4582	0.125/0.253
4x300+1x150	1.8	1.4	3.1	68.6	5600	0.100/0.206
4x400+1x185	2.0	1.6	3.4	77.9	7283	0.0778/0.164
4x500+1x240	2.2	1.7	3.7	87.2	9059	0.0605/0.125
4x630+1x300	2.2	1.8	3.7	97.9	11310	0.0469/0.100

# AA/XLPE/PVC/SSTA/PVC 0.6/1(1.2) kV

## Standards


- AS/NZS 5000.1
- IEC 60502-1
- GB/T 31840

## Application

The cable is of high conductivity, good creep resistant property, high flexibility, high elongation, low resilience and connective stability. The cable is used for buildings without flame, including office, airports, hospitals, hotels, shopping malls and feeder lines of lighting in factories as well as other electric appliance.

## AS/NZS 5000.1

- Conductor: Aluminum Alloy 8030
- Insulation: XLPE
- Bedding: PVC
- Armour: Double Layer Stainless Steel Tape
- Sheath: PVC/PE(Optional)
- (Optional) Flame Retardant Property
- (Optional) Fire Resistant Property
- (Optional) Anti-Termite & Rodent Property
- (Optional) Water Resistant Property



Section	Insulation Thickness	Sheath Thickness	Overall Diameter	Cable Weight	DC. Electrical Resistance at 20°C
No.xmm <sup>2</sup>	mm	mm	mm	AA 8030 kg/km	AA 8030 Ω/km
1x10	0.7	1.8	11.7	192	3.08
1x16	0.7	1.8	12.7	228	1.91
1x25	0.9	1.8	14.4	292	1.21
1x35	0.9	1.8	15.0	330	0.868
1x50	1.0	1.8	16.5	397	0.641
1x70	1.1	1.8	18.2	493	0.443
1x95	1.1	1.8	19.9	601	0.320
1x120	1.2	1.8	21.6	708	0.253
1x150	1.4	1.8	23.5	833	0.206
1x185	1.6	1.8	25.5	987	0.164
1x240	1.7	1.8	28.0	1206	0.125
1x300	1.8	1.9	30.6	1447	0.100
1x400	2.0	2.0	34.1	1782	0.0778
1x500	2.2	2.1	38.9	2564	0.0605
1x630	2.4	2.3	43.2	3154	0.0469




# AA/XLPE/PVC/STA/PVC 0.6/1(1.2) kV

## Standards

- AS/NZS 5000.1
- IEC 60502-1
- GB/T 31840

## Application

The cable is of high conductivity, good creep resistant property, high flexibility, high elongation, low resilience and connective stability. The cable is used for buildings without flame, including office, airports, hospitals, hotels, shopping malls and feeder lines of lighting in factories as well as other electric appliance.



## AS/NZS 5000.1

- Conductor: Aluminum Alloy 8030
- Insulation: XLPE
- Bedding: PVC
- Armour: Double Layer Galvanized Steel Tape
- Sheath: PVC/PE(Optional)
- (Optional) Flame Retardant Property
- (Optional) Fire Resistant Property
- (Optional) Anti-Termite & Rodent Property
- (Optional) Water Resistant Property

Section No.xmm <sup>2</sup>	Insulation Thickness mm	Sheath Thickness mm	Overall Diameter mm	Cable Weight AA 8030 kg/km	DC. Electrical Resistance at 20°C AA 8030 Ω/km
2x10	0.7	1.8	17.5	333	3.08
2x16	0.7	1.8	19.5	410	1.91
2x25	0.9	1.8	22.7	539	1.21
2x35	0.9	1.8	24.7	642	0.868
2x50	1.0	1.8	27.7	807	0.641
2x70	1.1	1.9	31.5	1021	0.443
2x95	1.1	2.0	34.5	1247	0.320
2x120	1.2	2.1	39.5	1888	0.253
2x150	1.4	2.3	43.1	2216	0.206
2x185	1.6	2.4	47.9	2641	0.164
2x240	1.7	2.6	53.3	3218	0.125
2x300	1.8	2.7	58.1	3808	0.100
2x400	2.0	3.0	65.3	4768	0.0778
2x500	2.2	3.2	72.7	5773	0.0605
2x630	2.4	3.6	81.5	7077	0.0469
3x10	0.7	1.8	18.3	381	3.08
3x16	0.7	1.8	20.5	480	1.91
3x25	0.9	1.8	23.9	642	1.21
3x35	0.9	1.8	26.1	776	0.868
3x50	1.0	1.8	29.3	991	0.641
3x70	1.1	1.9	33.6	1280	0.443
3x95	1.1	2.1	38.2	1947	0.320
3x120	1.2	2.2	42.1	2332	0.253
3x150	1.4	2.4	45.9	2751	0.206
3x185	1.6	2.5	51.3	3319	0.164
3x240	1.7	2.7	56.9	4050	0.125
3x300	1.8	2.9	52.0	4819	0.100
3x400	2.0	3.1	59.9	6110	0.0778
3x500	2.2	3.3	77.9	7433	0.0605
3x630	2.4	3.8	87.3	9136	0.0469
4x10	0.7	1.8	19.7	444	3.08
4x16	0.7	1.8	22.1	565	1.91
4x25	0.9	1.8	26.0	769	1.21
4x35	0.9	1.8	28.4	937	0.868
4x50	1.0	1.9	32.2	1224	0.641
4x70	1.1	2.0	38.2	1940	0.443
4x95	1.1	2.2	41.9	2373	0.320
4x120	1.2	2.4	46.2	2853	0.253
4x150	1.4	2.5	50.7	3407	0.206
4x185	1.6	2.7	56.5	4097	0.164
4x240	1.7	2.9	62.9	5045	0.125
4x300	1.8	3.1	68.6	6025	0.100
4x400	2.0	3.4	77.4	7670	0.0778
4x500	2.2	3.7	86.5	9390	0.0605
4x630	2.4	4.2	97.0	11557	0.0469
5x10	0.7	1.8	21.2	511	3.08
5x16	0.7	1.8	23.9	656	1.91
5x25	0.9	1.8	28.2	901	1.21
5x35	0.9	1.8	31.1	1121	0.868
5x50	1.0	2.0	35.4	1471	0.641
5x70	1.1	2.2	41.8	2297	0.443
5x95	1.1	2.3	46.0	2827	0.320

## AA/XLPE/PVC/STA/PVC 0.6/1(1.2) kV

- Conductor: Aluminum Alloy 8030
- Insulation: XLPE
- Bedding: PVC
- Armour: Double Layer Galvanized Steel Tape
- Sheath: PVC

Section	Insulation Thickness		Sheath Thickness	Overall Diameter	Cable Weight	DC. Electrical Resistance at 20°C
No.xmm <sup>2</sup>	mm		mm	mm	AA 8030 kg/km	AA 8030 Ω/km
5x120	1.2		2.5	51.0	3434	0.253
5x150	1.4		2.7	55.8	4087	0.206
5x185	1.6		2.9	62.4	4948	0.164
5x240	1.7		3.1	69.6	6113	0.125
5x300	1.8		3.3	76.1	7341	0.100
5x400	2.0		3.7	85.9	9367	0.0778
5x500	2.2		4.0	95.9	11464	0.0605
5x630	2.4		4.5	107.6	14132	0.0469
3x10+1x6	0.7	0.7	1.8	19.1	419	3.08/4.61
3x16+1x10	0.7	0.7	1.8	21.5	534	1.91/3.08
3x25+1x16	0.9	0.7	1.8	25.1	719	1.21/1.91
3x35+1x16	0.9	0.7	1.8	26.9	844	0.868/1.91
3x50+1x25	1.0	0.9	1.8	30.8	1114	0.641/1.21
3x70+1x35	1.1	0.9	1.9	34.8	1416	0.443/0.868
3x95+1x50	1.1	1.0	2.0	39.9	2162	0.32/0.641
3x120+1x70	1.2	1.1	2.1	44.3	2623	0.253/0.443
3x150+1x70	1.4	1.1	2.2	47.7	3038	0.206/0.443
3x185+1x95	1.6	1.1	2.4	53.0	3659	0.164/0.320
3x240+1x120	1.7	1.2	2.5	58.9	4490	0.125/0.253
3x300+1x150	1.8	1.4	2.7	64.3	5362	0.100/0.206
3x400+1x185	2.0	1.6	2.9	72.5	6782	0.0778/0.164
3x500+1x240	2.2	1.7	3.1	80.8	8279	0.0605/0.125
3x600+1x300	2.4	1.8	3.9	90.1	10139	0.0469/0.100
3x10+2x6	0.7	0.7	1.8	20.2	465	3.08/3.08
3x16+2x10	0.7	0.7	1.8	23.0	602	1.91/1.91
3x25+2x16	0.9	0.7	1.8	26.7	808	1.21/1.91
3x35+2x16	0.9	0.7	1.8	28.4	932	0.868/1.91
3x50+2x25	1.0	0.9	1.9	32.8	1247	0.641/1.21
3x70+2x35	1.1	0.9	2.0	38.4	1956	0.443/0.868
3x95+2x50	1.1	1.0	2.2	42.7	2439	0.320/0.641
3x120+2x70	1.2	1.1	2.4	47.7	2986	0.253/0.443
3x150+2x70	1.4	1.1	2.5	50.7	3380	0.206/0.443
3x185+2x95	1.6	1.1	2.7	56.4	4108	0.164/0.320
3x240+2x120	1.7	1.2	2.9	62.7	5045	0.125/0.253
3x300+2x150	1.8	1.4	3.1	68.6	6040	0.100/0.206
3x400+2x185	2.0	1.6	3.3	77.3	7607	0.0778/0.164
3x500+2x240	2.2	1.7	3.6	86.3	9344	0.0605/0.125
3x630+2x300	2.4	1.8	4.1	95.8	11386	0.0469/0.100
4x10+1x6	0.7	0.7	1.8	20.8	490	3.08/3.08
4x16+1x10	0.7	0.7	1.8	23.6	633	1.91/1.91
4x25+1x16	0.9	0.7	1.8	27.6	859	1.21/1.91
4x35+1x16	0.9	0.7	1.8	29.8	1024	0.868/1.91
4x50+1x25	1.0	0.9	2.0	34.3	1368	0.641/1.21
4x70+1x35	1.1	0.9	2.1	40.4	2143	0.443/0.868
4x95+1x50	1.1	1.0	2.3	44.5	2636	0.320/0.641
4x120+1x70	1.2	1.1	2.4	49.6	3223	0.253/0.443
4x150+1x70	1.4	1.1	2.6	53.5	3743	0.206/0.443
4x185+1x95	1.6	1.1	2.8	59.7	4541	0.164/0.320
4x240+1x120	1.7	1.2	3.0	66.5	5595	0.125/0.253
4x300+1x150	1.8	1.4	3.2	72.6	6693	0.100/0.206
4x400+1x185	2.0	1.6	3.5	82.1	8525	0.0778/0.164
4x500+1x240	2.2	1.7	3.8	91.5	10415	0.0605/0.125
4x630+1x300	2.2	1.8	4.3	102.2	12789	0.0469/0.100

# CU(AL)/XLPE/CTS/PVC 1.8/3(3.6) kV

## Standards

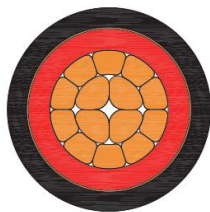
- AS/NZS 5000.1
- IEC 60502-1

## Application

This cable is used for power transmission and distribution lines with AC rated voltage of 1.8/3(3.6)V, especially for solar plants.

## AS/NZS 5000.1

- Conductor: Copper/Aluminum
- Insulation: PVC
- Metallic Screen: Copper Tape
- Sheath: PVC/PE(Optional)
- (Optional) Flame Retardant Property
- (Optional) Fire Resistant Property
- (Optional) Anti-Termite & Rodent Property
- (Optional) Water Resistant Property



Section No.xmm <sup>2</sup>	Insulation Thickness mm	Sheath Thickness mm	Overall Diameter mm	Cable Weight		DC. Electrical Resistance at 20°C		
				Cu kg/km	Al	Cu Ω/km	Al	
1x10	2.0	1.4	12.9	252	189	1.83	3.08	
1x16	2.0	1.4	14.0	326	226	1.15	1.91	
1x25	2.0	1.4	15.0	426	269	0.727	1.20	
1x35	2.0	1.4	16.2	538	319	0.524	0.868	
1x50	2.0	1.5	17.6	702	390	0.387	0.641	
1x70	2.0	1.5	19.2	914	475	0.268	0.443	
1x95	2.0	1.6	21.1	1181	586	0.193	0.320	
1x120	2.0	1.6	22.5	1433	681	0.153	0.253	
1x150	2.0	1.7	24.2	1743	803	0.124	0.206	
1x185	2.0	1.7	25.9	2091	933	0.0991	0.164	
1x240	2.0	1.8	28.3	2643	1140	0.0754	0.125	
1x300	2.0	1.9	30.7	3244	1364	0.0601	0.100	
1x400	2.0	2.0	34.0	4225	1718	0.0470	0.0778	
1x500	2.2	2.1	37.4	5227	2093	0.0366	0.0605	
1x630	2.4	2.2	41.5	6253	2574	0.0283	0.0469	
1x800	2.6	2.3	47.0	8221	3207	0.0221	0.0367	
1x1000	2.8	2.5	52.3	10371	4104	0.0176	0.0291	
2x10	2.0	1.8	20.4	519	391	1.83	3.08	
2x16	2.0	1.8	22.3	671	472	1.15	1.91	
2x25	2.0	1.8	24.7	898	584	0.727	1.20	
2x35	2.0	1.8	26.9	1131	695	0.524	0.868	
2x50	2.0	1.8	29.1	1419	827	0.387	0.641	
2x70	2.0	1.9	32.4	1901	1049	0.268	0.443	
2x95	2.0	2.0	35.8	2487	1302	0.193	0.320	
2x120	2.0	2.1	39.0	3046	1549	0.153	0.253	
2x150	2.0	2.2	42.0	3668	1816	0.124	0.206	
2x185	2.0	2.3	45.4	4450	2153	0.0991	0.164	
2x240	2.0	2.5	50.6	5694	2684	0.0754	0.125	
2x300	2.0	2.6	55.0	6963	3200	0.0601	0.100	
2x400	2.0	2.8	61.4	8868	3978	0.0470	0.0778	
2x500	2.2	3.0	68.5	11270	4972	0.0366	0.0605	
3x10	2.0	1.8	22.8	700	511	1.83	3.08	
3x16	2.0	1.8	25.2	964	662	1.15	1.91	
3x25	2.0	1.8	27.3	1255	783	0.727	1.20	
3x35	2.0	1.9	30.1	1623	962	0.524	0.868	
3x50	2.0	2.0	32.9	2016	1072	0.387	0.641	
3x70	2.0	2.1	36.6	2660	1336	0.268	0.443	
3x95	2.0	2.2	40.4	3444	1647	0.193	0.320	
3x120	2.0	2.3	43.6	4216	1946	0.153	0.253	
3x150	2.0	2.4	47.1	5141	2304	0.124	0.206	
3x185	2.0	2.5	50.9	6207	2707	0.0991	0.164	
3x240	2.0	2.7	56.1	7874	3335	0.0754	0.125	
3x300	2.0	2.8	61.0	9666	3986	0.0601	0.100	
3x400	2.0	3.1	68.3	12659	5086	0.0470	0.0778	
3x500	2.2	3.3	75.6	15695	6228	0.0366	0.0605	



# CU(AL)/XLPE/CTS/PVC/STA/PVC 1.8/3(3.6) kV

## Standards


- AS/NZS 5000.1
- IEC 60502-1

## Application

This cable is used for power transmission and distribution lines with AC rated voltage of 1.8/3(3.6)V, especially for solar plants.

## AS/NZS 5000.1

- Conductor: Copper/Aluminum
- Insulation: PVC
- Metallic Screen: Copper Tape
- Bedding: PVC
- Armour: Double Layer Galvanized Steel Tape
- Sheath: PVC/PE(Optional)
  - (Optional) Flame Retardant Property
  - (Optional) Fire Resistant Property
  - (Optional) Anti-Termite & Rodent Property
  - (Optional) Water Resistant Property



Section No.xmm <sup>2</sup>	Insulation Thickness mm	Sheath Thickness mm	Overall Diameter mm	Cable Weight		DC. Electrical Resistance at 20°C		
				Cu kg/km	Al	Cu Ω/km	Al	
2x10	2.0	1.8	22.6	807	680	1.83	3.08	
2x16	2.0	1.8	24.4	986	786	1.15	1.91	
2x25	2.0	1.8	26.6	1245	931	0.727	1.20	
2x35	2.0	1.8	28.8	1510	1074	0.524	0.868	
2x50	2.0	1.9	31.6	1852	1259	0.387	0.641	
2x70	2.0	2.0	35.4	2421	1569	0.268	0.443	
2x95	2.0	2.2	40.2	3599	2414	0.193	0.320	
2x120	2.0	2.3	43.2	4247	2751	0.153	0.253	
2x150	2.0	2.4	46.6	5013	3160	0.124	0.206	
2x185	2.0	2.5	49.8	5894	3597	0.0991	0.164	
2x240	2.0	2.6	54.4	7258	4248	0.0754	0.125	
2x300	2.0	2.8	59.2	8750	4988	0.0601	0.100	
2x400	2.0	3.0	65.8	10866	5977	0.0470	0.0778	
2x500	2.2	3.2	72.2	13474	7176	0.0366	0.0605	
3x10	2.0	1.8	26.0	988	799	1.83	3.08	
3x16	2.0	1.8	28.4	1281	979	1.15	1.91	
3x25	2.0	1.9	30.7	1613	1141	0.727	1.20	
3x35	2.0	2.0	33.5	2015	1354	0.524	0.868	
3x50	2.0	2.1	36.3	2443	1499	0.387	0.641	
3x70	2.0	2.2	41.2	3520	2196	0.268	0.443	
3x95	2.0	2.3	45.2	4412	2615	0.193	0.320	
3x120	2.0	2.4	48.4	5257	2987	0.153	0.253	
3x150	2.0	2.6	52.3	6312	3475	0.124	0.206	
3x185	2.0	2.7	56.3	7496	3997	0.0991	0.164	
3x240	2.0	2.9	61.7	9319	4780	0.0754	0.125	
3x300	2.0	3.0	66.8	11265	5585	0.0601	0.100	
3x400	2.0	3.3	74.3	14476	6903	0.0470	0.0778	
3x500	2.2	3.5	81.8	17738	8271	0.0366	0.0605	

# CU(AL)/XLPE/CTS/PVC/SSTA/PVC 1.8/3(3.6) kV

## Standards


- AS/NZS 5000.1
- IEC 60502-1

## Application

This cable is used for power transmission and distribution lines with AC rated voltage of 1.8/3(3.6)V, especially for solar plants.

## AS/NZS 5000.1

- Conductor: Copper/Aluminum
- Insulation: PVC
- Metallic Screen: Copper Tape
- Bedding: PVC
- Armour: Double Layer Stainless Steel Tape
- Sheath: PVC/PE(Optional)
- (Optional) Flame Retardant Property
- (Optional) Fire Resistant Property
- (Optional) Anti-Termite & Rodent Property
- (Optional) Water Resistant Property



Section No.xmm <sup>2</sup>	Insulation Thickness	Sheath Thickness	Overall Diameter mm	Cable Weight		DC. Electrical Resistance at 20°C	
	mm	mm		Cu kg/km	Al	Cu Ω/km	Al
1x10	2.0	1.8	15.0	418	355	1.83	3.08
1x16	2.0	1.8	16.0	503	403	1.15	1.91
1x25	2.0	1.8	17.3	626	469	0.727	1.20
1x35	2.0	1.8	18.4	749	531	0.524	0.868
1x50	2.0	1.8	19.3	892	596	0.387	0.641
1x70	2.0	1.8	21.0	1133	707	0.268	0.443
1x95	2.0	1.8	22.6	1419	826	0.193	0.320
1x120	2.0	1.8	24.2	1691	943	0.153	0.253
1x150	2.0	1.8	25.6	1989	1063	0.124	0.206
1x185	2.0	1.8	27.3	2365	1217	0.0991	0.164
1x240	2.0	1.8	29.9	2955	1450	0.0754	0.125
1x300	2.0	1.9	32.3	3575	1694	0.0601	0.100
1x400	2.0	2.0	35.8	4512	2067	0.0470	0.0778
1x500	2.2	2.2	41.1	6218	3069	0.0366	0.0605
1x630	2.4	2.3	45.3	7616	3682	0.0283	0.0469

# CU(AL)/XLPE/CTS/PVC/STA/PVC 1.8/3(3.6) kV

## Standards

- AS/NZS 5000.1
- IEC 60502-1

## Application

This cable is used for power transmission and distribution lines with AC rated voltage of 1.8/3(3.6)V, especially for solar plants.

## AS/NZS 5000.1

- Conductor: Copper/Aluminum
- Insulation: PVC
- Metallic Screen: Copper Tape
- Bedding: PVC
- Armour: Double Layer Galvanized Steel Tape
- Sheath: PVC/PE(Optional)
  - (Optional) Flame Retardant Property
  - (Optional) Fire Resistant Property
  - (Optional) Anti-Termite & Rodent Property
  - (Optional) Water Resistant Property



Section No.xmm <sup>2</sup>	Insulation Thickness mm	Sheath Thickness mm	Overall Diameter mm	Cable Weight		DC. Electrical Resistance at 20°C		
				Cu kg/km	Al	Cu Ω/km	Al	
1x10	2.0	1.8	15.8	383	320	1.83	3.08	
1x16	2.0	1.8	17.7	511	411	1.15	1.91	
1x25	2.0	1.8	19.0	634	477	0.727	1.20	
1x35	2.0	1.8	20.1	755	537	0.524	0.868	
1x50	2.0	1.8	21.0	893	597	0.387	0.641	
1x70	2.0	1.8	23.4	1181	755	0.268	0.443	
1x95	2.0	1.8	25.0	1468	876	0.193	0.320	
1x120	2.0	1.8	26.6	1742	994	0.153	0.253	
1x150	2.0	1.8	28.0	2043	1117	0.124	0.206	
1x185	2.0	1.9	29.9	2441	1292	0.0991	0.164	
1x240	2.0	2.0	32.7	3052	1547	0.0754	0.125	
1x300	2.0	2.1	35.9	3765	1883	0.0601	0.100	
1x400	2.0	2.2	39.4	4716	2271	0.0470	0.0778	
1x500	2.2	2.3	43.3	5899	2750	0.0366	0.0605	
1x630	2.4	2.5	48.7	7432	3498	0.0283	0.0469	



# CU(AL)/XLPE/CTS/PVC/SWA/PVC 1.8/3(3.6) kV

## Standards

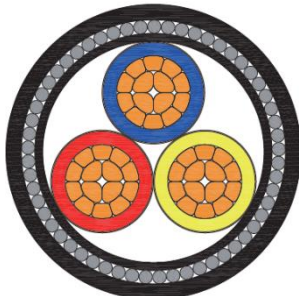
- AS/NZS 5000.1
- IEC 60502-1

## Application

This cable is used for power transmission and distribution lines with AC rated voltage of 1.8/3(3.6)V, especially for solar plants.

## AS/NZS 5000.1

- Conductor: Copper/Aluminum
- Insulation: PVC
- Metallic Screen: Copper Tape
- Bedding: PVC
- Armour: Galvanized Steel Wire
- Sheath: PVC/PE(Optional)
- (Optional) Flame Retardant Property
- (Optional) Fire Resistant Property
- (Optional) Anti-Termite & Rodent Property
- (Optional) Water Resistant Property



Section No.xmm <sup>2</sup>	Insulation Thickness mm	Sheath Thickness mm	Overall Diameter mm	Cable Weight		DC. Electrical Resistance at 20°C	
				Cu kg/km	Al	Cu Ω/km	Al
2x10	2.0	1.8	25.0	1228	1101	1.83	3.08
2x16	2.0	1.8	26.8	1436	1237	1.15	1.91
2x25	2.0	1.8	29.0	1736	1422	0.727	1.20
2x35	2.0	1.9	31.4	2074	1637	0.524	0.868
2x50	2.0	2.0	35.0	2685	2092	0.387	0.641
2x70	2.0	2.1	38.8	3345	2493	0.268	0.443
2x95	2.0	2.2	42.2	4078	2893	0.193	0.320
2x120	2.0	2.4	46.4	5194	3697	0.153	0.253
2x150	2.0	2.5	49.8	6037	4185	0.124	0.206
2x185	2.0	2.6	53.0	6963	4665	0.0991	0.164
2x240	2.0	2.7	57.6	8452	5442	0.0754	0.125
2x300	2.0	2.9	62.4	10033	6271	0.0601	0.100
2x400	2.0	3.1	69.0	12310	7420	0.0470	0.0778
2x500	2.2	3.4	76.9	15930	9632	0.0366	0.0605
3x10	2.0	1.8	29.0	1640	1451	1.83	3.08
3x16	2.0	1.9	31.6	2010	1708	1.15	1.91
3x25	2.0	2.0	33.9	2407	1935	0.727	1.20
3x35	2.0	2.1	37.5	3123	2462	0.524	0.868
3x50	2.0	2.2	40.3	3652	2709	0.387	0.641
3x70	2.0	2.3	44.0	4469	3145	0.268	0.443
3x95	2.0	2.5	49.6	6012	4215	0.193	0.320
3x120	2.0	2.6	52.8	6995	4725	0.153	0.253
3x150	2.0	2.7	56.5	8160	5323	0.124	0.206
3x185	2.0	2.8	60.5	9747	5974	0.0991	0.164
3x240	2.0	3.0	65.9	11498	6958	0.0754	0.125
3x300	2.0	3.2	71.2	13636	7956	0.0601	0.100
3x400	2.0	3.5	80.0	18022	10448	0.0470	0.0778
3x500	2.2	3.7	87.5	21634	12167	0.0366	0.0605

## Part III Medium Voltage Power Cable



CU(AL,AA)/SCR/XLPE/SCR/(CWS)/CTS/PVC  
1.9/3.3(3.6)kV ~ 26/35(40.5)kV



CU(AL,AA)/SCR/XLPE/SCR/(CWS)/CTS/PVC/SSTA/PVC  
3.6/6(7.2)kV ~ 26/35(40.5)kV



CU(AL,AA)/SCR/XLPE/SCR/(CWS)/CTS/PVC/STA/PVC  
3.6/6(7.2)kV ~ 26/35(40.5)kV



CU(AL)/SCR/XLPE/SCR/(CWS)/CTS/PVC/AWA/PVC  
3.6/6(7.2)kV ~ 26/35(40.5)kV



CU(AL)/SCR/XLPE/SCR/(CWS)/CTS/PVC/SWA/PVC  
1.9/3.3(3.6)kV ~ 26/35(40.5)kV

# CU(AL)/SCR/XLPE/SCR/(CWS)/CTS/PVC

## 3.6/6(7.2) ~ 26/35(40.5) kV

### Standards

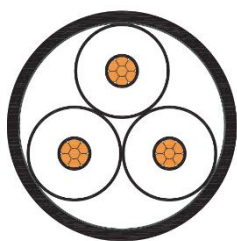
- AS/NZS 1429.1
- HD 620
- DIN VDE 0276-620
- IEC 60502-2

### Application

The cable is designed for distribution of electrical power with nominal voltage  $U_0/U(U_m)$  ranging from 3.6/6(7.2)kV to 26/35(40.5)kV and frequency 50Hz. It is suitable for installation mostly in power supply stations, in doors and in cable ducts, outdoors, underground and in water as well as for installation on cable trays for industries, switchboards and power stations.

### IEC 60502-2

- Conductor: Copper/Aluminum
- Conductor Screen: Semi-Conductive Compound
- Insulation: XLPE
- Insulation Screen: Semi-Conductive Compound
- Metallic Screen: Copper Wire(Optional)/Copper Tape
- Sheath: PVC/PE(Optional)
  - (Optional) Flame Retardant Property
  - (Optional) Fire Resistant Property
  - (Optional) Anti-Termite & Rodent Property
  - (Optional) Water Resistant Property



Section No.xmm <sup>2</sup>	Insulation Thickness	Sheath Thickness	Overall Diameter	Cable Weight		DC. Electrical Resistance at 20°C	
	mm	mm	mm	Cu kg/km	Al	Cu Ω/km	Al
3.6/6(7.2)kV, 3.8/6.6(7.2)kV							
1x25	2.5	1.5	17.9	560	390	0.727	1.20
1x35	2.5	1.6	18.9	680	480	0.524	0.868
1x50	2.5	1.6	20.3	860	550	0.387	0.641
1x70	2.5	1.7	21.9	1080	650	0.268	0.443
1x95	2.5	1.7	23.7	1350	760	0.193	0.320
1x120	2.5	1.8	25.2	1610	840	0.153	0.253
1x150	2.5	1.8	27.0	1920	990	0.124	0.206
1x185	2.5	1.9	28.6	2290	1140	0.0991	0.164
1x240	2.6	2.0	31.2	2860	1370	0.0754	0.125
1x300	2.8	2.1	34.0	3500	1640	0.0601	0.100
1x400	3.0	2.2	37.6	4610	2140	0.0470	0.0778
1x500	3.2	2.3	41.3	5700	2610	0.0366	0.0605
1x630	3.2	2.4	44.9	6990	3090	0.0283	0.0469
3x25	2.5	2.1	35.8	1750	1280	0.727	1.20
3x35	2.5	2.2	38.1	2130	1470	0.524	0.868
3x50	2.5	2.3	41.1	2670	1740	0.387	0.641
3x70	2.5	2.4	44.5	3390	2090	0.268	0.443
3x95	2.5	2.5	48.5	4250	2470	0.193	0.320
3x120	2.5	2.6	51.7	5090	2850	0.153	0.253
3x150	2.5	2.8	55.4	6120	3310	0.124	0.206
3x185	2.5	2.9	58.8	7270	3800	0.0991	0.164
3x240	2.6	3.0	64.6	9090	4600	0.0754	0.125
3x300	2.8	3.2	70.6	11120	5510	0.0601	0.100
3x400	3.0	3.5	78.4	15190	7750	0.0470	0.0778
3x500	3.2	3.7	86.2	17131	8045	0.0366	0.0605
3x630	3.2	4.0	94.0	21037	9749	0.0283	0.0469
6/10(12)kV, 6.35/11(12)kV							
1x25	3.4	1.6	19.8	609	458	0.727	1.20
1x35	3.4	1.6	20.8	729	514	0.524	0.868
1x50	3.4	1.7	22.3	876	585	0.387	0.641
1x70	3.4	1.7	23.8	1092	681	0.268	0.443
1x95	3.4	1.8	25.7	1380	805	0.193	0.320
1x120	3.4	1.8	27.1	1651	913	0.153	0.253
1x150	3.4	1.9	28.7	1970	1043	0.124	0.206
1x185	3.4	1.9	30.4	2271	1165	0.0991	0.164
1x240	3.4	2.0	32.9	2830	1382	0.0754	0.125
1x300	3.4	2.1	35.3	3502	1642	0.0601	0.100
1x400	3.4	2.2	38.5	4406	1991	0.0470	0.0778
1x500	3.4	2.3	42.0	5515	2418	0.0366	0.0605
1x630	3.4	2.4	45.6	6754	2883	0.0283	0.0469
3x25	3.4	2.2	39.8	1927	1451	0.727	1.20
3x35	3.4	2.3	42.2	2316	1639	0.524	0.868
3x50	3.4	2.4	45.2	2805	1874	0.387	0.641
3x70	3.4	2.5	48.6	3497	2193	0.268	0.443
3x95	3.4	2.7	52.7	4483	2653	0.193	0.320



## AS/NZS 1429.1

- Conductor: Copper/Aluminum
- Conductor Screen: Semi-Conductive Compound
- Insulation: XLPE
- Insulation Screen: Semi-Conductive Compound
- Metallic Screen: Copper Wire (Optional)/Copper Tape
- Sheath: PVC

Section No.xmm <sup>2</sup>	Insulation Thickness	Sheath Thickness	Overall Diameter	Cable Weight		DC. Electrical Resistance at 20°C	
	mm	mm	mm	Cu kg/km	Al	Cu Ω/km	Al
6/10(12)kV, 6.35/11(12)kV							
3x120	3.4	2.8	55.9	5340	3040	0.153	0.253
3x150	3.4	2.9	59.6	6398	3503	0.124	0.206
3x185	3.4	3.0	63.0	7241	3946	0.0991	0.164
3x240	3.4	3.2	68.3	9234	4729	0.0754	0.125
3x300	3.4	3.3	73.3	11337	5586	0.0601	0.100
3x400	3.4	3.6	80.3	14174	6822	0.0470	0.0778
3x500	3.4	3.8	87.9	17320	8299	0.0366	0.0605
3x630	3.4	4.1	95.8	21736	9949	0.0283	0.0469
8.7/15(17.5)kV							
1x25	4.5	1.6	22.0	696	544	0.727	1.20
1x35	4.5	1.6	23.0	819	604	0.524	0.868
1x50	4.5	1.7	24.5	970	679	0.387	0.641
1x70	4.5	1.8	26.2	1191	780	0.268	0.443
1x95	4.5	1.8	27.9	1493	910	0.193	0.320
1x120	4.5	1.9	29.5	1760	1023	0.153	0.253
1x150	4.5	1.9	31.1	2085	1158	0.124	0.206
1x185	4.5	2.0	32.8	2391	1285	0.0991	0.164
1x240	4.5	2.1	35.3	2873	1525	0.0754	0.125
1x300	4.5	2.2	37.7	3657	1798	0.0601	0.100
1x400	4.5	2.3	40.9	4571	2156	0.0470	0.0778
1x500	4.5	2.4	44.4	5692	2595	0.0366	0.0605
1x630	4.5	2.5	48.0	6954	3074	0.0283	0.0469
3x25	4.5	2.4	45.0	2217	1747	0.727	1.20
3x35	4.5	2.5	47.3	2616	1947	0.524	0.868
3x50	4.5	2.6	50.3	3144	2223	0.387	0.641
3x70	4.5	2.7	53.8	3879	2586	0.268	0.443
3x95	4.5	2.8	57.6	4872	3051	0.193	0.320
3x120	4.5	2.9	60.9	5753	3458	0.153	0.253
3x150	4.5	3.0	64.5	6837	3945	0.124	0.206
3x185	4.5	3.2	68.1	7900	4429	0.0991	0.164
3x240	4.5	3.3	73.3	9719	5230	0.0754	0.125
3x300	4.5	3.5	78.4	11862	6154	0.0601	0.100
3x400	4.5	3.7	85.3	14795	7402	0.0470	0.0778
3x500	4.5	4.0	93.0	18381	8950	0.0366	0.0605
12/20(24)kV, 12.7/22(24)kV							
1x35	5.5	1.8	25.4	930	720	0.524	0.868
1x50	5.5	1.8	26.8	1160	850	0.387	0.641
1x70	5.5	1.9	28.4	1410	980	0.268	0.443
1x95	5.5	1.9	30.2	1690	1110	0.193	0.320
1x120	5.5	2.0	31.7	1980	1240	0.153	0.253
1x150	5.5	2.0	33.4	2310	1380	0.124	0.206
1x185	5.5	2.1	35.0	2770	1550	0.0991	0.164
1x240	5.5	2.2	37.4	3290	1800	0.0754	0.125
1x300	5.5	2.2	39.8	3910	2050	0.0601	0.100
1x400	5.5	2.3	43.0	5030	2550	0.0470	0.0778
1x500	5.5	2.5	46.2	6120	3030	0.0366	0.0605
1x630	5.5	2.6	49.8	7440	3540	0.0283	0.0469
3x35	5.5	2.7	52.0	3230	2570	0.524	0.868
3x50	5.5	2.8	55.0	3840	2900	0.387	0.641
3x70	5.5	2.9	58.4	4640	3330	0.268	0.443
3x95	5.5	3.0	62.3	5570	3800	0.193	0.320
3x120	5.5	3.1	65.6	6480	4240	0.153	0.253
3x150	5.5	3.2	69.2	7560	4750	0.124	0.206
3x185	5.5	3.3	72.7	8780	5320	0.0991	0.164
3x240	5.5	3.5	78.0	10680	6180	0.0754	0.125
3x300	5.5	3.7	83.0	12720	7100	0.0601	0.100
3x400	5.5	3.9	90.0	16280	8790	0.0470	0.0778
3x500	5.5	4.1	96.8	18820	9580	0.0366	0.0605
18/30(36)kV, 19/33(36)kV							
1x50	8.0	2.0	33.3	1560	1250	0.387	0.641
1x70	8.0	2.1	34.9	1840	1400	0.268	0.443
1x95	8.0	2.1	36.7	2140	1550	0.193	0.320
1x120	8.0	2.2	38.2	2450	1700	0.153	0.253
1x150	8.0	2.2	39.9	2790	1860	0.124	0.206
1x185	8.0	2.3	41.5	3200	2050	0.0991	0.164
1x240	8.0	2.3	44.0	3800	2310	0.0754	0.125
1x300	8.0	2.4	46.3	4460	2600	0.0601	0.100
1x400	8.0	2.5	49.6	5530	3060	0.0470	0.0778
1x500	8.0	2.6	52.8	6160	3560	0.0366	0.0605
1x630	8.0	2.7	56.4	8020	4120	0.0283	0.0469
3x50	8.0	3.1	68.4	5290	4350	0.387	0.641
3x70	8.0	3.2	72.5	6240	4930	0.268	0.443
3x95	8.0	3.4	75.9	7360	5580	0.193	0.320

## AS/NZS 1429.1

- Conductor: Copper/Aluminum
- Conductor Screen: Semi-Conductive Compound
- Insulation: XLPE
- Insulation Screen: Semi-Conductive Compound
- Metallic Screen: Copper Wire(Optional)/Copper Tape
- Sheath: PVC

Section No.xmm <sup>2</sup>	Insulation Thickness mm	Sheath Thickness mm	Overall Diameter mm	Cable Weight		DC. Electrical Resistance at 20°C	
				Cu kg/km	Al	Cu Ω/km	Al
18/30(36)kV, 19/33(36)kV							
3x120	8.0	3.5	79.4	8350	6120	0.153	0.253
3x150	8.0	3.6	82.6	9520	6410	0.124	0.206
3x185	8.0	3.7	86.4	10830	7370	0.0991	0.164
3x240	8.0	3.9	91.4	12810	8300	0.0754	0.125
3x300	8.0	4.0	96.7	14920	9300	0.0601	0.100
3x400	8.0	4.3	103.8	18110	10620	0.0470	0.0778
26/35(40.5)kV							
1x50	10.5	2.2	38.7	1727	1437	0.387	0.641
1x70	10.5	2.2	40.2	1980	1570	0.268	0.443
1x95	10.5	2.3	42.1	2335	1750	0.193	0.320
1x120	10.5	2.4	43.7	2650	1910	0.153	0.253
1x150	10.5	2.4	45.3	3016	2090	0.124	0.206
1x185	10.5	2.5	47.0	3377	2270	0.0991	0.164
1x240	10.5	2.5	49.3	3996	2550	0.0754	0.125
1x300	10.5	2.6	51.7	4733	2870	0.0601	0.100
1x400	10.5	2.7	54.9	5723	3308	0.0470	0.0778
1x500	10.5	2.8	59.8	7068	3970	0.0366	0.0605
1x630	10.5	3.0	63.6	8418	4550	0.0283	0.0469
3x50	10.5	3.6	80.8	6030	5150	0.387	0.641
3x70	10.5	3.7	84.2	6900	5650	0.268	0.443
3x95	10.5	3.8	88.1	8060	6282	0.193	0.320
3x120	10.5	3.9	91.3	9070	6830	0.153	0.253
3x150	10.5	4.0	94.9	10290	7470	0.124	0.206
3x185	10.5	4.1	98.4	11490	8120	0.0991	0.164
3x240	10.5	4.2	103.5	13550	9140	0.0754	0.125
3x300	10.5	4.4	108.7	15950	10290	0.0601	0.100
3x400	10.5	4.6	115.5	19180	11830	0.0470	0.0778

# CU(AL)/SCR/XLPE/SCR/CWS/PVC

## 1.9/3.3(3.6) ~ 19/33(36) kV

### Standards

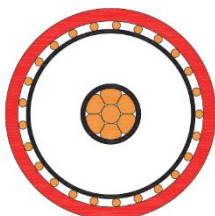
- AS/NZS 1429.1

### Application

The cable is designed to be used for the supply of electrical energy in fixed installations up to the indicated rated voltage at a nominal power frequency in the range 49Hz to 61Hz, intended for use either installed in air, directly buried in the ground or in ducts.

### AS/NZS 1429.1

- Conductor: Copper/Aluminum
- Conductor Screen: Semi-Conductive Compound
- Insulation: XLPE
- Insulation Screen: Semi-Conductive Compound
- Metallic Screen: Copper Wire
- Sheath: PVC/PE(Optional)
  - (Optional) Flame Retardant Property
  - (Optional) Fire Resistant Property
  - (Optional) Anti-Termite & Rodent Property
  - (Optional) Water Resistant Property



Section No.xmm <sup>2</sup>	Insulation Thickness	Sheath Thickness	Overall Diameter	Cable Weight		DC. Electrical Resistance at 20°C	
	mm	mm	mm	Cu kg/km	Al	Cu Ω/km	Al
1.9/3.3(3.6)kV							
Light Duty Screened							
1x25	2.0	1.8	18.6	650	450	0.727	1.20
1x35	2.0	1.8	19.6	750	550	0.524	0.868
1x50	2.0	1.8	20.7	900	600	0.387	0.641
1x70	2.0	1.8	22.3	1100	700	0.268	0.443
1x95	2.0	1.8	24.0	1350	800	0.193	0.320
1x120	2.0	1.8	25.4	1600	900	0.153	0.253
1x150	2.0	1.8	26.8	1900	1000	0.124	0.206
1x185	2.0	1.8	28.6	2250	1100	0.0991	0.164
1x240	2.0	1.8	31.0	2800	1350	0.0754	0.125
1x300	2.0	1.9	33.5	3400	1550	0.0601	0.100
1x400	2.0	2.0	37.2	4300	1900	0.0470	0.0778
1x500	2.2	2.1	40.9	5350	2250	0.0366	0.0605
1x630	2.4	2.3	45.2	6750	2800	0.0283	0.0469
3x25	2.0	2.0	36.0	1600	1100	0.727	1.20
3x35	2.0	2.0	38.2	1950	1300	0.524	0.868
3x50	2.0	2.1	40.8	2350	1500	0.387	0.641
3x70	2.0	2.3	44.6	3050	1800	0.268	0.443
3x95	2.0	2.4	48.6	3900	2150	0.193	0.320
3x120	2.0	2.5	51.9	4750	2500	0.153	0.253
3x150	2.0	2.6	55.1	5600	2900	0.124	0.206
3x185	2.0	2.7	59.1	6750	3350	0.0991	0.164
3x240	2.0	2.9	64.2	8550	4100	0.0754	0.125
3x300	2.0	3.0	69.5	10500	4900	0.0601	0.100
Heavy Duty Screened							
1x25	2.0	1.8	18.6	700	450	0.727	1.20
1x35	2.0	1.8	20.9	900	550	0.524	0.868
1x50	2.0	1.8	22.0	1150	700	0.387	0.641
1x70	2.0	1.8	24.3	1550	950	0.268	0.443
1x95	2.0	1.8	26.0	1850	1200	0.193	0.320
1x120	2.0	1.8	26.7	2050	1350	0.153	0.253
1x150	2.0	1.8	28.1	2350	1450	0.124	0.206
1x185	2.0	1.8	30.1	2700	1600	0.0991	0.164
1x240	2.0	1.9	32.3	3250	1800	0.0754	0.125
1x300	2.0	1.9	34.8	3850	2000	0.0601	0.100
1x400	2.0	2.1	38.5	4750	2350	0.0470	0.0778
1x500	2.2	2.2	42.2	5800	2700	0.0366	0.0605
1x630	2.4	2.3	46.5	7200	3250	0.0283	0.0469
3x25	2.0	2.0	36.0	1650	1100	0.727	1.20
3x35	2.0	2.1	38.2	2100	1300	0.524	0.868
3x50	2.0	2.2	40.8	2600	1600	0.387	0.641
3x70	2.0	2.3	44.8	3500	2050	0.268	0.443
3x95	2.0	2.4	48.6	4350	2550	0.193	0.320
3x120	2.0	2.5	51.9	5150	2900	0.153	0.253
3x150	2.0	2.6	55.1	6000	3300	0.124	0.206
3x185	2.0	2.8	59.1	7150	3750	0.0991	0.164
3x240	2.0	2.9	64.2	8900	4450	0.0754	0.125
3x300	2.0	3.0	69.5	10800	5200	0.0601	0.100



## AS NZS 1429.1

- Conductor: Copper/Aluminum
- Conductor Screen: Semi-Conductive Compound
- Insulation: XLPE
- Insulation Screen: Semi-Conductive Compound
- Metallic Screen: Copper Wire
- Sheath: PVC

Section	Insulation Thickness	Sheath Thickness	Overall Diameter	Cable Weight		DC. Electrical Resistance at 20°C	
No.xmm <sup>2</sup>	mm	mm	mm	Cu kg/km	Al	Cu Ω/km	Al
3.8/6.6(7.2)kV							
Light Duty Screened							
1x25	2.5	1.8	19.6	700	500	0.727	1.20
1x35	2.5	1.8	20.6	800	600	0.524	0.868
1x50	2.5	1.8	21.7	900	650	0.387	0.641
1x70	2.5	1.8	23.3	1150	700	0.268	0.443
1x95	2.5	1.8	25.0	1400	850	0.193	0.320
1x120	2.5	1.8	26.4	1650	900	0.153	0.253
1x150	2.5	1.8	27.8	1900	1000	0.124	0.206
1x185	2.5	1.8	29.8	2300	1200	0.0991	0.164
1x240	2.6	1.9	32.2	2850	1400	0.0754	0.125
1x300	2.8	2.0	35.1	3500	1650	0.0601	0.100
1x400	3.0	2.1	39.2	4400	2000	0.0470	0.0778
1x500	3.2	2.2	43.1	5500	2400	0.0366	0.0605
1x630	3.2	2.3	47.0	6850	2900	0.0283	0.0469
3x25	2.5	2.0	38.3	1700	1200	0.727	1.20
3x35	2.5	2.1	40.5	2100	1400	0.524	0.868
3x50	2.5	2.2	43.2	2500	1600	0.387	0.641
3x70	2.5	2.3	46.9	3200	1950	0.268	0.443
3x95	2.5	2.4	50.8	4050	2300	0.193	0.320
3x120	2.5	2.6	54.0	4850	2650	0.153	0.253
3x150	2.5	2.7	57.4	5750	3050	0.124	0.206
3x185	2.5	2.8	61.4	6950	3550	0.0991	0.164
3x240	2.6	3.0	66.8	8800	4300	0.0754	0.125
3x300	2.8	3.1	73.3	10800	5250	0.0601	0.100
Heavy Duty Screened							
1x25	2.5	1.8	19.6	750	500	0.727	1.20
1x35	2.5	1.8	21.9	950	600	0.524	0.868
1x50	2.5	1.8	23.0	1200	650	0.387	0.641
1x70	2.5	1.8	25.3	1600	700	0.268	0.443
1x95	2.5	1.8	27.0	1850	850	0.193	0.320
1x120	2.5	1.8	27.7	2100	900	0.153	0.253
1x150	2.5	1.8	29.1	2400	1000	0.124	0.206
1x185	2.5	1.8	31.1	2750	1200	0.0991	0.164
1x240	2.6	1.9	33.7	3350	1400	0.0754	0.125
1x300	2.8	2.0	36.6	3950	1650	0.0601	0.100
1x400	3.0	2.1	40.7	4850	2000	0.0470	0.0778
1x500	3.2	2.2	44.4	5950	2400	0.0366	0.0605
1x630	3.2	2.3	48.3	7300	2900	0.0283	0.0469
3x25	2.5	2.1	38.3	1750	1200	0.727	1.20
3x35	2.5	2.2	40.5	2200	1450	0.524	0.868
3x50	2.5	2.3	43.2	2750	1700	0.387	0.641
3x70	2.5	2.4	46.9	3600	2150	0.268	0.443
3x95	2.5	2.5	51.0	4500	2700	0.193	0.320
3x120	2.5	2.6	54.2	5300	3050	0.153	0.253
3x150	2.5	2.7	57.4	6150	3450	0.124	0.206
3x185	2.5	2.8	61.4	7350	3950	0.0991	0.164
3x240	2.6	3.0	67.0	9200	4700	0.0754	0.125
3x300	2.8	3.2	73.3	1120	5600	0.0601	0.100
6.35/11(12)kV							
Light Duty Screened							
1x25	3.4	1.8	21.4	750	550	0.727	1.20
1x35	3.4	1.8	22.4	850	650	0.524	0.868
1x50	3.4	1.8	23.5	1000	700	0.387	0.641
1x70	3.4	1.8	25.1	1200	800	0.268	0.443
1x95	3.4	1.8	26.8	1500	900	0.193	0.320
1x120	3.4	1.8	28.2	1750	1000	0.153	0.253
1x150	3.4	1.8	29.8	2000	1100	0.124	0.206
1x185	3.4	1.9	31.6	2400	1250	0.0991	0.164
1x240	3.4	1.9	34.0	2950	1500	0.0754	0.125
1x300	3.4	2.0	36.7	3600	1750	0.0601	0.100
1x400	3.4	2.1	40.4	4450	2100	0.0470	0.0778
1x500	3.4	2.2	43.7	5550	2450	0.0366	0.0605
1x630	3.4	2.3	47.6	6900	2950	0.0283	0.0469
3x25	3.4	2.2	42.6	1950	1400	0.727	1.20
3x35	3.4	2.3	44.6	2300	1600	0.524	0.868
3x50	3.4	2.4	47.3	2700	1850	0.387	0.641
3x70	3.4	2.5	51.2	3450	2200	0.268	0.443
3x95	3.4	2.6	55.1	4400	2650	0.193	0.320
3x120	3.4	2.7	58.3	5200	2950	0.153	0.253
3x150	3.4	2.8	61.5	6100	3400	0.124	0.206

Section No.xmm <sup>2</sup>	Insulation Thickness	Sheath Thickness	Overall Diameter	Cable Weight		DC. Electrical Resistance at 20°C	
	mm	mm	mm	Cu kg/km	Al	Cu Ω/km	Al
6.35/11(12)kV							
Light Duty Screened							
3x185	3.4	2.9	65.5	7300	3900	0.0991	0.164
3x240	3.4	3.1	70.6	9150	4650	0.0754	0.125
3x300	3.4	3.2	76.3	11100	5500	0.0601	0.100
Heavy Duty Screened							
1x25	3.4	1.8	21.4	800	550	0.727	1.20
1x35	3.4	1.8	23.7	1000	650	0.524	0.868
1x50	3.4	1.8	24.8	1250	800	0.387	0.641
1x70	3.4	1.8	27.1	1650	1000	0.268	0.443
1x95	3.4	1.8	28.1	1950	1300	0.193	0.320
1x120	3.4	1.8	29.5	2200	1450	0.153	0.253
1x150	3.4	1.8	31.1	2450	1550	0.124	0.206
1x185	3.4	1.9	32.9	2850	1700	0.0991	0.164
1x240	3.4	2.0	35.3	3400	1950	0.0754	0.125
1x300	3.4	2.0	38.0	4050	2200	0.0601	0.100
1x400	3.4	2.2	41.7	4950	2550	0.0470	0.0778
1x500	3.4	2.2	45.0	6000	2900	0.0366	0.0605
1x630	3.4	2.4	48.9	7350	3400	0.0283	0.0469
3x25	3.4	2.2	42.6	1950	1450	0.727	1.20
3x35	3.4	2.3	44.8	2450	1650	0.524	0.868
3x50	3.4	2.4	47.5	3000	1950	0.387	0.641
3x70	3.4	2.5	51.2	3900	2400	0.268	0.443
3x95	3.4	2.6	55.1	4800	3000	0.193	0.320
3x120	3.4	2.7	58.3	5600	3350	0.153	0.253
3x150	3.4	2.8	61.5	6450	3750	0.124	0.206
3x185	3.4	3.0	65.5	7650	4250	0.0991	0.164
3x240	3.4	3.1	70.6	9450	5000	0.0754	0.125
3x300	3.4	3.3	76.3	11400	5850	0.0601	0.100
12.7/22(14)kV							
Light Duty Screened							
1x35	5.5	1.8	26.6	1000	800	0.524	0.868
1x50	5.5	1.8	27.7	1150	850	0.387	0.641
1x70	5.5	1.8	29.5	1400	950	0.268	0.443
1x95	5.5	1.9	31.2	1650	1100	0.193	0.320
1x120	5.5	1.9	32.8	1950	1200	0.153	0.253
1x150	5.5	2.0	34.2	2250	1300	0.124	0.206
1x185	5.5	2.0	36.2	2650	1500	0.0991	0.164
1x240	5.5	2.1	38.4	3200	1700	0.0754	0.125
1x300	5.5	2.2	41.1	3850	2000	0.0601	0.100
1x400	5.5	2.3	44.8	4750	2350	0.0470	0.0778
1x500	5.5	2.4	48.1	5850	2750	0.0366	0.0605
1x630	5.5	2.5	52.0	7250	3300	0.0283	0.0469
3x35	5.5	2.6	54.5	3000	2300	0.524	0.868
3x50	5.5	2.7	57.1	3400	2550	0.387	0.641
3x70	5.5	2.8	60.9	4200	2950	0.268	0.443
3x95	5.5	2.9	64.7	5150	3400	0.193	0.320
3x120	5.5	3.0	68.0	6050	3800	0.153	0.253
3x150	5.5	3.1	71.2	6900	4200	0.124	0.206
3x185	5.5	3.3	75.1	8200	4800	0.0991	0.164
3x240	5.5	3.4	80.3	10100	5650	0.0754	0.125
3x300	5.5	3.5	86.2	12200	6600	0.0601	0.100
Heavy Duty Screened							
1x35	5.5	1.8	27.9	1150	800	0.524	0.868
1x50	5.5	1.8	29.0	1400	950	0.387	0.641
1x70	5.5	1.8	30.8	1850	1200	0.268	0.443
1x95	5.5	1.9	32.5	2150	1500	0.193	0.320
1x120	5.5	1.9	34.1	2400	1650	0.153	0.253
1x150	5.5	2.0	35.5	2700	1800	0.124	0.206
1x185	5.5	2.1	37.5	3100	1950	0.0991	0.164
1x240	5.5	2.1	39.9	3700	2200	0.0754	0.125
1x300	5.5	2.2	42.4	4300	2450	0.0601	0.100
1x400	5.5	2.3	46.3	5250	2850	0.0470	0.0778
1x500	5.5	2.4	49.4	6300	3200	0.0366	0.0605
1x630	5.5	2.5	53.5	7700	3750	0.0283	0.0469
3x35	5.5	2.6	54.5	3100	2300	0.524	0.868
3x50	5.5	2.7	57.1	3600	2600	0.387	0.641
3x70	5.5	2.8	60.9	4550	3100	0.268	0.443
3x95	5.5	2.9	64.7	5500	3700	0.193	0.320
3x120	5.5	3.0	68.0	6400	4150	0.153	0.253
3x150	5.5	3.1	71.2	7250	4550	0.124	0.206
3x185	5.5	3.3	75.1	8500	5100	0.0991	0.164
3x240	5.5	3.4	80.3	10400	5900	0.0754	0.125
3x300	5.5	3.6	86.2	12400	6850	0.0601	0.100

Section No.xmm <sup>2</sup>	Insulation Thickness	Sheath Thickness	Overall Diameter	Cable Weight		DC. Electrical Resistance at 20°C	
	mm	mm	mm	Cu kg/km	Al	Cu Ω/km	Al
19/33(36)kV							
Light Duty Screened							
1x50	8.0	1.9	33.1	1400	1100	0.387	0.641
1x70	8.0	2.0	34.7	1650	1200	0.268	0.443
1x95	8.0	2.0	36.6	1950	1350	0.193	0.320
1x120	8.0	2.1	38.0	2250	1500	0.153	0.253
1x150	8.0	2.1	39.6	2550	1650	0.124	0.206
1x185	8.0	2.2	41.4	2950	1800	0.0991	0.164
1x240	8.0	2.3	43.8	3550	2050	0.0754	0.125
1x300	8.0	2.3	46.5	4200	2350	0.0601	0.100
1x400	8.0	2.4	50.2	5150	2750	0.0470	0.0778
1x500	8.0	2.5	53.5	6250	3200	0.0366	0.0605
1x630	8.0	2.6	57.4	7700	3750	0.0283	0.0469
3x50	8.0	3.1	68.5	4350	3500	0.387	0.641
3x70	8.0	3.2	72.4	5250	4000	0.268	0.443
3x95	8.0	3.3	76.3	6200	4450	0.193	0.320
3x120	8.0	3.4	79.5	7150	4900	0.153	0.253
3x150	8.0	3.5	82.7	8100	5350	0.124	0.206
3x185	8.0	3.6	86.7	9400	6000	0.0991	0.164
3x240	8.0	3.8	91.8	11400	6900	0.0754	0.125
3x300	8.0	3.9	97.6	13500	7950	0.0601	0.100
Heavy Duty Screened							
1x50	8.0	2.0	34.4	1650	1250	0.387	0.641
1x70	8.0	2.0	36.2	2100	1500	0.268	0.443
1x95	8.0	2.1	37.9	2400	1750	0.193	0.320
1x120	8.0	2.1	39.5	2700	1950	0.153	0.253
1x150	8.0	2.2	40.9	3000	2100	0.124	0.206
1x185	8.0	2.2	42.9	3400	2300	0.0991	0.164
1x240	8.0	2.3	45.1	4000	2500	0.0754	0.125
1x300	8.0	2.4	47.8	4650	2800	0.0601	0.100
1x400	8.0	2.5	51.5	5600	3200	0.0470	0.0778
1x500	8.0	2.6	54.8	6750	3650	0.0366	0.0605
1x630	8.0	2.7	58.7	8150	4200	0.0283	0.0469
3x50	8.0	3.1	68.7	4550	3550	0.387	0.641
3x70	8.0	3.2	72.4	5600	4100	0.268	0.443
3x95	8.0	3.3	76.3	6550	4700	0.193	0.320
3x120	8.0	3.4	79.5	7450	5200	0.153	0.253
3x150	8.0	3.5	82.7	8400	5650	0.124	0.206
3x185	8.0	3.7	86.7	9700	6300	0.0991	0.164
3x240	8.0	3.8	91.8	11600	7150	0.0754	0.125
3x300	8.0	4.0	97.6	13800	8200	0.0601	0.100



# CU(AL)/SCR/XLPE/SCR/(CWS)/CTS/PVC/SSTA/PVC

## 3.6/6(7.2) ~ 26/35(40.5) kV

### Standards

- AS/NZS 1429.1
- IEC 60502-2
- HD 620
- DIN VDE 0276-620

### Application

The cable is designed for distribution of electrical power with nominal voltage  $U_0/U(U_m)$  ranging from 3.6/6(7.2)kV to 26/35(40.5)kV and frequency 50Hz. It is suitable for installation mostly in power supply stations, in doors and in cable ducts, outdoors, underground and in water as well as for installation on cable trays for industries, switchboards and power stations.

### AS/NZS 1429.1

- Conductor: Copper/Aluminum
- Conductor Screen: Semi-Conductive Compound
- Insulation: XLPE
- Insulation Screen: Semi-Conductive Compound
- Metallic Screen: Copper Wire(Optional)/Copper Tape
- Bedding: PVC
- Armour: Double Layer Stainless Steel Tape
- Sheath: PVC/PE(Optional)
- (Optional) Flame Retardant Property
- (Optional) Fire Resistant Property
- (Optional) Anti-Termite & Rodent Property
- (Optional) Water Resistant Property



Section No.xmm <sup>2</sup>	Insulation Thickness	Sheath Thickness	Overall Diameter	Cable Weight		DC. Electrical Resistance at 20°C	
	mm	mm	mm	Cu kg/km	Al	Cu Ω/km	Al
3.6/6(7.2)kV, 3.8/6.6(7.2)kV							
1x25	2.5	1.8	21.7	700	550	0.727	1.20
1x35	2.5	1.8	22.6	820	610	0.524	0.868
1x50	2.5	1.8	24.0	990	690	0.387	0.641
1x70	2.5	1.8	25.4	1220	790	0.268	0.443
1x95	2.5	1.8	27.2	1490	920	0.193	0.320
1x120	2.5	1.9	28.7	1770	1040	0.153	0.253
1x150	2.5	2.0	31.7	2240	1330	0.124	0.206
1x185	2.5	2.0	33.3	2600	1480	0.0991	0.164
1x240	2.6	2.1	35.9	3180	1730	0.0754	0.125
1x300	2.8	2.2	38.7	3810	1990	0.0601	0.100
1x400	3.0	2.3	42.5	4840	2420	0.0470	0.0778
1x500	3.2	2.4	46.3	5860	2830	0.0366	0.0605
1x630	3.2	2.6	50.0	7200	3380	0.0283	0.0469
6/10(12)kV, 6.35/11(12)kV							
1x25	3.4	1.8	23.2	1011	860	0.727	1.20
1x35	3.4	1.8	24.1	1150	935	0.524	0.868
1x50	3.4	1.8	25.2	1322	1031	0.387	0.641
1x70	3.4	1.8	26.8	1566	1155	0.268	0.443
1x95	3.4	1.9	28.5	1911	1328	0.193	0.320
1x120	3.4	2.0	30.1	2482	1745	0.153	0.253
1x150	3.4	2.0	31.7	2848	1921	0.124	0.206
1x185	3.4	2.1	33.4	3207	2101	0.0991	0.164
1x240	3.4	2.2	37.1	3813	2365	0.0754	0.125
1x300	3.4	2.2	39.5	4573	2715	0.0601	0.100
1x400	3.4	2.3	42.7	5573	3159	0.0470	0.0778
1x500	3.4	2.5	46.3	6812	3715	0.0366	0.0605
1x630	3.4	2.6	50.2	8159	4288	0.0283	0.0469
8.7/15(17.5)kV							
1x25	4.5	1.8	25.6	919	769	0.727	1.20
1x35	4.5	1.8	26.6	1055	840	0.524	0.868
1x50	4.5	1.8	27.9	1219	929	0.387	0.641
1x70	4.5	1.9	30.8	1458	1047	0.268	0.443
1x95	4.5	2.0	32.7	1780	1197	0.193	0.320
1x120	4.5	2.0	34.1	2312	1575	0.153	0.253
1x150	4.5	2.1	35.9	2670	1743	0.124	0.206
1x185	4.5	2.2	37.6	3007	1901	0.0991	0.164
1x240	4.5	2.2	39.9	3621	2173	0.0754	0.125
1x300	4.5	2.3	42.5	4330	2470	0.0601	0.100
1x400	4.5	2.4	45.7	5281	2866	0.0470	0.0778
1x500	4.5	2.5	49.4	6442	3345	0.0366	0.0605
1x630	4.5	2.7	53.4	7766	3895	0.0283	0.0469
12/20(24)kV, 12.7/22(24)kV							
1x35	5.5	1.9	30.1	1410	1200	0.524	0.868
1x50	5.5	2.0	31.5	1630	1320	0.387	0.641
1x70	5.5	2.0	33.1	1890	1460	0.268	0.443

Section No.xmm <sup>2</sup>	Insulation Thickness	Sheath Thickness	Overall Diameter	Cable Weight		DC. Electrical Resistance at 20°C	
	mm	mm	mm	Cu kg/km	Al	Cu Ω/km	Al
12/20(24)kV, 12.7/22(24)kV							
1x95	5.5	2.1	34.9	2210	1640	0.193	0.320
1x120	5.5	2.1	36.4	2510	1780	0.153	0.253
1x150	5.5	2.2	38.1	2880	1970	0.124	0.206
1x185	5.5	2.2	39.7	3270	2150	0.0991	0.164
1x240	5.5	2.3	42.1	3900	2440	0.0754	0.125
1x300	5.5	2.4	44.7	4590	2770	0.0601	0.100
1x400	5.5	2.5	48.1	5670	3250	0.0470	0.0778
1x500	5.5	2.6	51.4	6760	3730	0.0366	0.0605
1x630	5.5	2.7	55.2	8150	4320	0.0283	0.0469
18/30(36)kV, 19/33(36)kV							
1x50	8.0	2.2	38.7	2060	1760	0.387	0.641
1x70	8.0	2.2	40.2	2340	1910	0.268	0.443
1x95	8.0	2.3	42.1	2680	2100	0.193	0.320
1x120	8.0	2.3	43.7	3020	2290	0.153	0.253
1x150	8.0	2.4	45.5	3400	2490	0.124	0.206
1x185	8.0	2.4	47.0	3810	2690	0.0991	0.164
1x240	8.0	2.5	49.7	4490	3030	0.0754	0.125
1x300	8.0	2.6	52.1	5180	3300	0.0601	0.100
1x400	8.0	2.7	55.5	6310	3880	0.0470	0.0778
1x500	8.0	2.8	59.2	7430	4390	0.0366	0.0605
1x630	8.0	2.8	60.4	9280	5380	0.0283	0.0469
26/35(40.5)kV							
1x50	10.5	2.4	43.7	2600	2320	0.387	0.641
1x70	10.5	2.4	45.2	2890	2480	0.268	0.443
1x95	10.5	2.5	47.1	3270	2690	0.193	0.320
1x120	10.5	2.5	48.7	3600	2860	0.153	0.253
1x150	10.5	2.6	50.5	4020	3090	0.124	0.206
1x185	10.5	2.6	52.0	4410	3305	0.0991	0.164
1x240	10.5	2.7	54.7	5110	3660	0.0754	0.125
1x300	10.5	2.8	57.1	5900	4040	0.0601	0.100
1x400	10.5	2.9	60.5	6340	4520	0.0470	0.0778
1x500	10.5	3.0	65.5	8380	5290	0.0366	0.0605
1x630	10.5	3.0	65.8	9950	6050	0.0283	0.0469

# CU(AL)/SCR/XLPE/SCR/(CWS)/CTS/PVC/STA/PVC

## 3.6/6(7.2) ~ 26/35(40.5) kV

### Standards

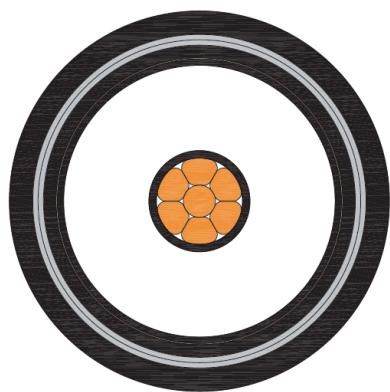
- AS/NZS 1429.1
- IEC 60502-2
- HD 620

### Application

The cable is designed for distribution of electrical power with nominal voltage  $U_0/U_m$  ranging from 3.6/6(7.2)kV to 26/35(40.5)kV and frequency 50Hz. It is suitable for installation mostly in power supply stations, in doors and in cable ducts, outdoors, underground and in water as well as for installation on cable trays for industries, switchboards and power stations.

### AS/NZS 1429.1

- Conductor: Copper/Aluminum
- Conductor Screen: Semi-Conductive Compound
- Insulation: XLPE
- Insulation Screen: Semi-Conductive Compound
- Metallic Screen: Copper Wire(Optional)/Copper Tape
- Bedding: PVC
- Armour: Double Layer Galvanized Steel Tape
- Sheath: PVC/PE(Optional)
  - (Optional) Flame Retardant Property
  - (Optional) Fire Resistant Property
  - (Optional) Anti-Termite & Rodent Property
  - (Optional) Water Resistant Property



Section No.xmm <sup>2</sup>	Insulation Thickness	Sheath Thickness	Overall Diameter	Cable Weight		DC Electrical Resistance at 20°C	
	mm	mm	mm	Cu kg/km	Al	Cu Ω/km	Al
3.6/6(7.2)kV, 3.8/6.6(7.2)kV							
3x25	2.5	2.3	40.5	2760	2300	0.727	1.20
3x35	2.5	2.3	43.0	3210	2550	0.524	0.868
3x50	2.5	2.4	46.1	3830	2890	0.387	0.641
3x70	2.5	2.6	49.7	4650	3340	0.268	0.443
3x95	2.5	2.7	53.8	5630	3850	0.193	0.320
3x120	2.5	2.8	57.2	6550	4310	0.153	0.253
3x150	2.5	2.9	60.9	7650	4840	0.124	0.206
3x185	2.5	3.1	64.5	8890	5430	0.0991	0.164
3x240	2.6	3.2	70.5	10860	6370	0.0754	0.125
3x300	2.8	3.4	76.7	13230	7610	0.0601	0.100
3x400	3.0	3.8	86.2	17830	10440	0.0470	0.0778
3x500	3.2	4.0	94.3	20087	11256	0.0366	0.0605
3x630	3.2	4.2	102.4	23952	13166	0.0283	0.0469
6/10(12)kV, 6.35/11(12)kV							
3x25	3.4	2.4	44.8	2785	2322	0.727	1.20
3x35	3.4	2.5	47.4	3224	2569	0.524	0.868
3x50	3.4	2.6	50.4	3795	2909	0.387	0.641
3x70	3.4	2.7	54.0	4586	3335	0.268	0.443
3x95	3.4	2.8	57.9	5631	3857	0.193	0.320
3x120	3.4	2.9	61.3	6561	4317	0.153	0.253
3x150	3.4	3.1	65.4	7732	4911	0.124	0.206
3x185	3.4	3.2	68.8	8828	5460	0.0991	0.164
3x240	3.4	3.4	74.3	10769	6360	0.0754	0.125
3x300	3.4	3.6	80.9	13069	7406	0.0601	0.100
3x400	3.4	3.8	88.1	16832	9480	0.0470	0.0778
3x500	3.4	4.1	95.2	20687	11256	0.0366	0.0605
3x630	3.4	4.3	104.0	24952	13165	0.0283	0.0469
8.7/15(17.5)kV							
3x25	4.5	2.6	50.2	3201	2739	0.727	1.20
3x35	4.5	2.6	52.3	3646	2991	0.524	0.868
3x50	4.5	2.8	55.7	4269	3383	0.387	0.641
3x70	4.5	2.9	59.4	5082	3831	0.268	0.443
3x95	4.5	3.0	63.2	6159	4285	0.193	0.320
3x120	4.5	3.1	66.7	7115	4870	0.153	0.253
3x150	4.5	3.2	70.5	8296	5475	0.124	0.206
3x185	4.5	3.4	74.1	9429	6061	0.0991	0.164
3x240	4.5	3.5	79.5	11450	7041	0.0754	0.125
3x300	4.5	3.8	86.2	14508	8845	0.0601	0.100
3x400	4.5	4.0	93.5	17695	10343	0.0470	0.0778
3x500	4.5	4.2	101.2	21503	12072	0.0366	0.0605
12/20(24)kV, 12.7/22(24)kV							
3x35	5.5	2.8	57.4	4270	3620	0.524	0.868
3x50	5.5	2.9	60.6	4930	4010	0.387	0.641
3x70	5.5	3.1	64.1	5830	4540	0.268	0.443



## AS/NZS 1429.1

- Conductor: Copper/Aluminum
- Conductor Screen: Semi-Conductive Compound
- Insulation: XLPE
- Insulation Screen: Semi-Conductive Compound
- Metallic Screen: Copper Wire(Optional)/Copper Tape
- Bedding: PVC
- Armour: Double Layer Galvanized Steel Tape
- Sheath: PVC

Section No.xmm <sup>2</sup>	Insulation Thickness	Sheath Thickness	Overall Diameter	Cable Weight		DC. Electrical Resistance at 20°C	
	mm	mm	mm	Cu	Al	Cu	Al
				kg/km		Ω/km	
12/20(24)kV, 12.7/22(24)kV							
3x95	5.5	3.2	68.2	6850	5090	0.193	0.320
3x120	5.5	3.3	71.5	7850	5640	0.153	0.253
3x150	5.5	3.4	75.3	9040	6260	0.124	0.206
3x185	5.5	3.5	78.9	10300	6890	0.0991	0.164
3x240	5.5	3.7	85.7	13120	8690	0.0754	0.125
3x300	5.5	3.9	91.0	15350	9810	0.0601	0.100
3x400	5.5	4.2	98.2	18940	11560	0.0470	0.0778
3x500	5.5	4.4	105.3	22530	13300	0.0366	0.0605
18/30(36)kV, 19/33(36)kV							
3x50	8.0	3.3	75.1	7200	6250	0.387	0.641
3x70	8.0	3.5	78.7	8230	6910	0.268	0.443
3x95	8.0	3.6	84.0	9430	7620	0.193	0.320
3x120	8.0	3.8	87.5	11120	8870	0.153	0.253
3x150	8.0	3.9	91.3	12400	9580	0.124	0.206
3x185	8.0	4.0	94.9	13910	10450	0.0991	0.164
3x240	8.0	4.2	100.3	16080	11590	0.0754	0.125
3x300	8.0	4.3	105.6	18500	12850	0.0601	0.100
26/35(40.5)kV							
3x50	10.5	38.0	88.6	8700	7820	0.387	0.641
3x70	10.5	39.0	92.0	9690	8430	0.268	0.443
3x95	10.5	41.0	86.3	11050	9270	0.193	0.320
3x120	10.5	42.0	99.7	12210	9970	0.153	0.253
3x150	10.5	43.0	103.3	13560	10730	0.124	0.206
3x185	10.5	44.0	107.0	14880	11500	0.0991	0.164
3x240	10.5	46.0	112.5	17210	12800	0.0754	0.125
3x300	10.5	47.0	117.7	19760	14100	0.0601	0.100

# CU(AL)/SCR/XLPE/SCR/(CWS)/CTS/PVC/AWA/PVC

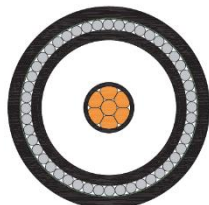
## 3.6/6(7.2) ~ 26/35(40.5) kV

### Standards

- AS/NZS 1429.1
- IEC 60502-2
- HD 620

### Application

The cable is designed for distribution of electrical power with nominal voltage  $U_0/U(U_m)$  ranging from 3.6/6(7.2)kV to 26/35(40.5)kV and frequency 50Hz. It is suitable for installation mostly in power supply stations, in doors and in cable ducts, outdoors, underground and in water as well as for installation on cable trays for industries, switchboards and power stations.



### IEC 60502-2

- Conductor: Copper/Aluminum
- Conductor Screen: Semi-Conductive Compound
- Insulation: XLPE
- Insulation Screen: Semi-Conductive Compound
- Metallic Screen: Copper Wire(Optional)/Copper Tape
- Bedding: PVC
- Armour: Aluminum Wire
- Sheath: PVC/PE(Optional)
- (Optional) Flame Retardant Property
- (Optional) Fire Resistant Property
- (Optional) Anti-Termite & Rodent Property
- (Optional) Water Resistant Property

Section No.xmm <sup>2</sup>	Insulation Thickness	Sheath Thickness	Overall Diameter	Cable Weight		DC. Electrical Resistance at 20°C	
	mm	mm	mm	Cu kg/km	Al	Cu Ω/km	Al
12/20(24)kV, 12.7/22(24)kV							
1x95	5.5	2.1	36.3	1986	1398	0.193	0.320
1x120	5.5	2.2	38.1	2289	1547	0.153	0.253
1x150	5.5	2.2	39.4	2611	1683	0.124	0.206
1x185	5.5	2.3	41.2	3014	1870	0.0991	0.164
1x240	5.5	2.4	43.8	3630	2145	0.0754	0.125
1x300	5.5	2.5	47.2	4417	2561	0.0601	0.100
1x400	5.5	2.6	50.4	5507	3032	0.0470	0.0778
1x500	5.5	2.7	54.1	6601	3508	0.0366	0.0605
1x630	5.5	2.8	57.6	7945	4048	0.0283	0.0469
18/30(36)kV, 19/33(36)kV							
1x50	8.0	2.2	38.1	1636	1327	0.387	0.641
1x70	8.0	2.2	39.9	1892	1459	0.268	0.443
1x95	8.0	2.3	41.7	2207	1619	0.193	0.320
1x120	8.0	2.4	43.5	2515	1772	0.153	0.253
1x150	8.0	2.4	45.8	2980	2052	0.124	0.206
1x185	8.0	2.5	48.0	3431	2286	0.0991	0.164
1x240	8.0	2.6	50.6	4060	2575	0.0754	0.125
1x300	8.0	2.7	53.0	4730	2874	0.0601	0.100
1x400	8.0	2.8	55.8	5770	3296	0.0470	0.0778
1x500	8.0	2.9	59.9	6924	3830	0.0366	0.0605
1x630	8.0	3.0	63.4	8277	4379	0.0283	0.0469
26/35(40.5)kV							
1x50	10.5	2.4	43.7	1871	1562	0.387	0.641
1x70	10.5	2.5	46.7	2300	1866	0.268	0.443
1x95	10.5	2.5	48.7	2640	2053	0.193	0.320
1x120	10.5	2.6	50.5	2965	2222	0.153	0.253
1x150	10.5	2.6	51.8	3301	2372	0.124	0.206
1x185	10.5	2.7	53.6	3716	2572	0.0991	0.164
1x240	10.5	2.8	56.2	4352	2867	0.0754	0.125
1x300	10.5	2.8	58.4	4999	3143	0.0601	0.100
1x400	10.5	3.0	61.8	6129	3654	0.0470	0.0778
1x500	10.5	3.1	65.5	7240	4147	0.0366	0.0605
1x630	10.5	3.2	69.0	8601	4703	0.0283	0.0469

## AS/NZS 1429.1

- Conductor: Copper/Aluminum
- Conductor Screen: Semi-Conductive Compound
- Insulation: XLPE
- Insulation Screen: Semi-Conductive Compound
- Metallic Screen: Copper Wire(Optional)/Copper Tape
- Bedding: PVC
- Armour: Aluminum Wire
- Sheath: PVC

Section No.xmm <sup>2</sup>	Insulation Thickness mm	Sheath Thickness mm	Overall Diameter mm	Cable Weight		DC. Electrical Resistance at 20°C	
				Cu kg/km	Al	Cu Ω/km	Al
3.6/6(7.2)kV, 3.8/6.6(7.2)kV							
1x25	2.5	1.8	23.9	856	701	0.727	1.20
1x35	2.5	1.8	25.0	991	774	0.524	0.868
1x50	2.5	1.8	25.9	1156	847	0.387	0.641
1x70	2.5	1.8	27.7	1407	974	0.268	0.443
1x95	2.5	1.9	29.5	1711	1123	0.193	0.320
1x120	2.5	2.0	31.3	2008	1266	0.153	0.253
1x150	2.5	2.0	32.6	2327	1399	0.124	0.206
1x185	2.5	2.1	34.4	2724	1580	0.0991	0.164
1x240	2.6	2.2	37.6	3369	1884	0.0754	0.125
1x300	2.8	2.3	40.4	4038	2182	0.0601	0.100
1x400	3.0	2.4	43.6	5069	2594	0.0470	0.0778
1x500	3.2	2.5	49.1	6352	3258	0.0366	0.0605
1x630	3.2	2.7	52.8	7716	3818	0.0283	0.0469
6/10(12)kV, 6.35/11(12)kV							
1x25	3.4	1.8	25.7	918	763	0.727	1.20
1x35	3.4	1.8	26.8	1052	836	0.524	0.868
1x50	3.4	1.8	27.7	1218	909	0.387	0.641
1x70	3.4	1.9	29.7	1483	1050	0.268	0.443
1x95	3.4	2.0	31.5	1780	1193	0.193	0.320
1x120	3.4	2.0	33.1	2072	1329	0.153	0.253
1x150	3.4	2.1	34.6	2408	1480	0.124	0.206
1x185	3.4	2.1	36.6	2820	1676	0.0991	0.164
1x240	3.4	2.2	39.2	3431	1946	0.0754	0.125
1x300	3.4	2.3	41.6	4075	2218	0.0601	0.100
1x400	3.4	2.4	45.4	5234	2759	0.0470	0.0778
1x500	3.4	2.6	49.7	6386	3293	0.0366	0.0605
1x630	3.4	2.7	53.2	7727	3829	0.0283	0.0469
8.7/15(17.5)kV							
1x25	4.5	1.8	27.9	987	833	0.727	1.20
1x35	4.5	1.9	29.2	1136	920	0.524	0.868
1x50	4.5	1.9	30.1	1311	1001	0.387	0.641
1x70	4.5	2.0	32.1	1569	1136	0.268	0.443
1x95	4.5	2.0	33.7	1861	1273	0.193	0.320
1x120	4.5	2.1	35.9	2200	1458	0.153	0.253
1x150	4.5	2.2	37.4	2539	1611	0.124	0.206
1x185	4.5	2.2	39.0	2923	1778	0.0991	0.164
1x240	4.5	2.3	41.6	3528	2043	0.0754	0.125
1x300	4.5	2.4	45.0	4320	2463	0.0601	0.100
1x400	4.5	2.5	48.2	5405	2930	0.0470	0.0778
1x500	4.5	2.6	51.9	6483	3390	0.0366	0.0605
1x630	4.5	2.7	55.4	7825	3927	0.0283	0.0469
12/20(24)kV, 12.7/22(24)kV							
1x35	5.5	2.0	31.4	1218	1002	0.524	0.868
1x50	5.5	2.0	32.3	1393	1084	0.387	0.641
1x70	5.5	2.1	34.3	1662	1229	0.268	0.443



# CU(AL)/SCR/XLPE/SCR/(CWS)/CTS/PVC/SWA/PVC

## 3.6/6(7.2) ~ 26/35(40.5) kV

### Standards

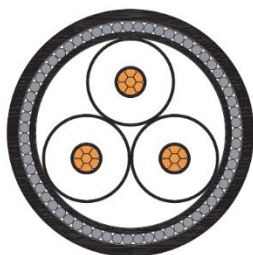
- AS/NZS 1429.1
- IEC 60502-2
- HD 620
- DIN VDE 0276-620

### Application

The cable is designed for distribution of electrical power with nominal voltage  $U_0/U(U_m)$  ranging from 3.6/6(7.2)kV to 26/35(40.5)kV and frequency 50Hz. It is suitable for installation mostly in power supply stations, in doors and in cable ducts, outdoors, underground and in water as well as for installation on cable trays for industries, switchboards and power stations.

### AS/NZS 1429.1

- Conductor: Copper/Aluminum
- Conductor Screen: Semi-Conductive Compound
- Insulation: XLPE
- Insulation Screen: Semi-Conductive Compound
- Metallic Screen: Copper Wire(Optional)/Copper Tape
- Bedding: PVC
- Armour: Galvanized Steel Wire
- Sheath: PVC/PE(Optional)
  - (Optional) Flame Retardant Property
  - (Optional) Fire Resistant Property
  - (Optional) Anti-Termite & Rodent Property
  - (Optional) Water Resistant Property



Section No.xmm <sup>2</sup>	Insulation Thickness	Sheath Thickness	Overall Diameter	Cable Weight		DC. Electrical Resistance at 20°C	
	mm	mm	mm	Cu kg/km	Al	Cu Ω/km	Al
12/20(24)kV, 12.7/22(24)kV							
3x95	5.5	3.1	72.8	9620	7890	0.193	0.320
3x120	5.5	3.3	76.1	10800	8580	0.153	0.253
3x150	5.5	3.4	79.9	12180	9410	0.124	0.206
3x185	5.5	3.5	83.5	13600	10180	0.0991	0.164
3x240	5.5	3.7	89.0	15850	11420	0.0754	0.125
3x300	5.5	3.9	94.3	18260	12720	0.0601	0.100
3x400	5.5	4.1	101.5	22100	14710	0.0470	0.0778
3x500	5.5	4.4	108.6	25950	16710	0.0366	0.0605
3x630	5.5	4.6	116.7	30690	19050	0.0283	0.0469
18/30(36)kV, 19/33(36)kV							
3x50	8.0	3.3	79.7	9790	8870	0.387	0.641
3x70	8.0	3.4	83.3	10900	9610	0.268	0.443
3x95	8.0	3.6	87.4	12220	10470	0.193	0.320
3x120	8.0	3.7	90.8	13440	11220	0.153	0.253
3x150	8.0	3.8	94.6	14880	12100	0.124	0.206
3x185	8.0	3.9	98.2	16420	12990	0.0991	0.164
3x240	8.0	4.1	103.7	18770	14340	0.0754	0.125
3x300	8.0	4.3	108.9	21250	15710	0.0601	0.100
3x400	8.0	4.5	116.1	25260	17870	0.0470	0.0778
3x500	8.0	4.7	123.2	29260	20030	0.0366	0.0605
3x630	8.0	5.0	131.3	34170	22530	0.0283	0.0469
26/35(40.5)kV							
3x50	10.5	3.7	86.0	12620	11740	0.387	0.641
3x70	10.5	3.8	89.6	13820	12560	0.268	0.443
3x95	10.5	4.0	93.7	15360	13590	0.193	0.320
3x120	10.5	4.1	97.0	16700	14460	0.153	0.253
3x150	10.5	4.2	100.8	18280	15460	0.124	0.206
3x185	10.5	4.3	104.4	17680	14260	0.0991	0.164
3x240	10.5	4.5	109.9	20140	15710	0.0754	0.125
3x300	10.5	4.7	115.1	22610	17070	0.0601	0.100
3x400	10.5	4.9	122.3	26680	19290	0.0470	0.0778
3x500	10.5	5.1	129.4	30750	21520	0.0366	0.0605
3x630	10.5	5.4	137.5	35730	24090	0.0283	0.0469

## AS/NZS 1429.1

- Conductor: Copper/Aluminum
- Conductor Screen: Semi-Conductive Compound
- Insulation: XLPE
- Insulation Screen: Semi-Conductive Compound
- Metallic Screen: Copper Wire(Optional)/Copper Tape
- Bedding: PVC
- Armour: Galvanized Steel Wire
- Sheath: PVC

Section No.xmm <sup>2</sup>	Insulation Thickness	Sheath Thickness	Overall Diameter	Cable Weight		DC. Electrical Resistance at 20°C	
	mm	mm	mm	Cu kg/km	Al	Cu Ω/km	Al
3.6/6(7.2)kV, 3.8/6.6(7.2)kV							
3x25	2.5	2.3	42.7	3620	3160	0.727	1.20
3x35	2.5	2.3	46.2	4140	3490	0.524	0.868
3x50	2.5	2.4	49.3	4860	3940	0.387	0.641
3x70	2.5	2.6	52.9	5770	4480	0.268	0.443
3x95	2.5	2.7	57.0	6870	5120	0.193	0.320
3x120	2.5	2.8	60.4	7870	5650	0.153	0.253
3x150	2.5	2.9	64.2	9090	6320	0.124	0.206
3x185	2.5	3.0	67.8	10460	7050	0.0991	0.164
3x240	2.6	3.2	75.1	13380	8940	0.0754	0.125
3x300	2.8	3.4	81.3	15680	10130	0.0601	0.100
3x400	3.0	3.7	89.5	19320	11930	0.0470	0.0778
3x500	3.2	4.0	97.6	23060	13820	0.0366	0.0605
3x630	3.2	4.3	105.7	27690	16050	0.0283	0.0469
6/10(12)kV, 6.35/11(12)kV							
3x25	3.4	2.4	48.0	4229	3766	0.727	1.20
3x35	3.4	2.5	50.6	4771	4117	0.524	0.868
3x50	3.4	2.6	53.6	5456	4571	0.387	0.641
3x70	3.4	2.7	57.2	6352	5101	0.268	0.443
3x95	3.4	2.8	61.6	7539	5765	0.193	0.320
3x120	3.4	2.9	64.5	8578	6334	0.153	0.253
3x150	3.4	3.0	68.6	9901	7080	0.124	0.206
3x185	3.4	3.2	72.0	11095	7727	0.0991	0.164
3x240	3.4	3.4	77.5	13254	8844	0.0754	0.125
3x300	3.4	3.6	84.2	16678	11015	0.0601	0.100
3x400	3.4	3.8	91.4	20051	12698	0.0470	0.0778
3x500	3.4	4.0	99.2	24211	14780	0.0366	0.0605
3x630	3.4	4.3	107.3	28839	17052	0.0283	0.0469
8.7/15(17.5)kV							
3x25	4.5	2.6	52.4	4841	4378	0.727	1.20
3x35	4.5	2.7	55.7	5394	4740	0.524	0.868
3x50	4.5	2.7	58.9	6107	5222	0.387	0.641
3x70	4.5	2.9	62.6	7066	5815	0.268	0.443
3x95	4.5	3.0	66.4	8276	6501	0.193	0.320
3x120	4.5	3.1	69.9	9312	7068	0.153	0.253
3x150	4.5	3.2	73.7	10636	7814	0.124	0.206
3x185	4.5	3.3	77.3	11879	8510	0.0991	0.164
3x240	4.5	3.6	84.2	15060	10650	0.0754	0.125
3x300	4.5	3.7	89.5	17597	11934	0.0601	0.100
3x400	4.5	3.9	96.8	21109	13750	0.0470	0.0778
3x500	4.5	4.2	140.5	25267	15836	0.0366	0.0605
3x630	4.5	4.5	112.6	29892	18105	0.0283	0.0469
12/20(24)kV, 12.7/22(24)kV							
3x35	5.5	2.8	60.7	5970	5330	0.524	0.868
3x50	5.5	2.9	63.8	6730	5810	0.387	0.641
3x70	5.5	3.0	67.3	7720	6430	0.268	0.443

# CU(AL)/SCR/XLPE/SCR/CWS/PVC/SWA/PVC

## 1.9/3.3(3.6) ~ 19/33(36) kV

### Standards

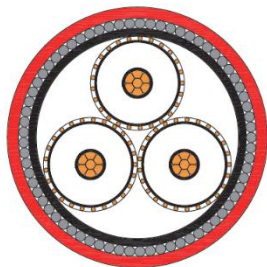
- AS/NZS 1429.1

### Application

The cables is designed to be used for the supply of electrical energy in fixed installations up to the indicated rated voltage at a nominal power frequency in the range 49Hz to 61Hz, intended for use either installed in air, directly buried in the ground or in ducts.

### AS/NZS 1429.1

- Conductor: Copper/Aluminum
- Conductor Screen: Semi-Conductive Compound
- Insulation: XLPE
- Insulation Screen: Semi-Conductive Compound
- Metallic Screen: Copper Wire
- Bedding: PVC
- Armour: Galvanized Steel Wire
- Sheath: PVC/PE(Optional)
  - (Optional) Flame Retardant Property
  - (Optional) Fire Resistant Property
  - (Optional) Anti-Termite & Rodent Property
  - (Optional) Water Resistant Property



Section No.xmm <sup>2</sup>	Insulation Thickness	Sheath Thickness	Overall Diameter	Cable Weight		DC. Electrical Resistance at 20°C	
	mm	mm	mm	Cu kg/km	Al	Cu Ω/km	Al
1.9/3.3(3.6)kV							
Light Duty Screened							
3x25	2.0	2.1	43.0	3200	2700	0.727	1.20
3x35	2.0	2.2	45.2	3650	3000	0.524	0.868
3x50	2.0	2.3	49.7	4600	3750	0.387	0.641
3x70	2.0	2.5	53.4	5500	4250	0.268	0.443
3x95	2.0	2.6	57.5	6600	4850	0.193	0.320
3x120	2.0	2.7	61.0	7650	5400	0.153	0.253
3x150	2.0	2.8	64.2	8700	5950	0.124	0.206
3x185	2.0	2.9	68.4	10100	6650	0.0991	0.164
3x240	2.0	3.1	73.7	12200	7700	0.0754	0.125
Heavy Duty Screened							
3x25	2.0	2.2	43.0	3250	2700	0.727	1.20
3x35	2.0	2.2	45.4	3800	3000	0.524	0.868
3x50	2.0	2.4	49.6	4900	3850	0.387	0.641
3x70	2.0	2.5	53.6	6000	4550	0.268	0.443
3x95	2.0	2.6	57.5	7000	5200	0.193	0.320
3x120	2.0	2.7	60.9	8050	5800	0.153	0.253
3x150	2.0	2.8	64.2	9150	6400	0.124	0.206
3x185	2.0	3.0	68.4	10500	7050	0.0991	0.164
3x240	2.0	3.1	73.4	12500	8100	0.0754	0.125
3.8/6.6(7.2)kV							
Light Duty Screened							
3x25	2.5	2.2	45.3	3400	2900	0.727	1.20
3x35	2.5	2.3	49.4	4350	3650	0.524	0.868
3x50	2.5	2.4	51.7	4900	4000	0.387	0.641
3x70	2.5	2.5	55.8	5800	4550	0.268	0.443
3x95	2.5	2.7	60.2	6950	5200	0.193	0.320
3x120	2.5	2.8	63.3	7900	5650	0.153	0.253
3x150	2.5	2.9	66.6	9000	6300	0.124	0.206
3x185	2.5	3.0	70.5	10400	7000	0.0991	0.164
3x240	2.6	3.2	77.7	13400	8950	0.0754	0.125
3.8/6.6(7.2)kV							
Heavy Duty Screened							
3x25	2.5	2.2	45.3	3450	2900	0.727	1.20
3x35	2.5	2.4	49.4	4500	3700	0.524	0.868
3x50	2.5	2.5	51.9	5150	4150	0.387	0.641
3x70	2.5	2.6	56.0	6250	4800	0.268	0.443
3x95	2.5	2.7	60.2	7350	5550	0.193	0.320
3x120	2.5	2.8	63.3	8300	6050	0.153	0.253
3x150	2.5	2.9	66.6	9400	6700	0.124	0.206
3x185	2.5	3.0	70.7	10800	7400	0.0991	0.164
3x240	2.6	3.2	78.1	13900	9400	0.0754	0.125



## AS NZS 1429.1

- Conductor: Copper/Aluminum
- Conductor Screen: Semi-Conductive Compound
- Insulation: XLPE
- Insulation Screen: Semi-Conductive Compound
- Metallic Screen: Copper Wire
- Bedding: PVC
- Armour: Galvanized Steel Wire
- Sheath: PVC

Section	Insulation Thickness	Sheath Thickness	Overall Diameter	Cable Weight		DC. Electrical Resistance at 20°C	
No.xmm <sup>2</sup>	mm	mm	mm	Cu	Al	Cu	Al
kg/km							
Ω/km							
6.35/11(12)kV							
Light Duty Screened							
3x25	3.4	2.4	51.3	4300	3750	0.727	1.20
3x35	3.4	2.5	53.5	4750	4150	0.524	0.868
3x50	3.4	2.6	56.3	5350	4500	0.387	0.641
3x70	3.4	2.7	60.4	6300	5050	0.268	0.443
3x95	3.4	2.8	64.2	7450	5700	0.193	0.320
3x120	3.4	2.9	67.7	8500	6250	0.153	0.253
3x150	3.4	3.0	71.1	9550	6850	0.124	0.206
3x185	3.4	3.2	75.2	11000	7600	0.0991	0.164
3x240	3.4	3.3	82.1	14000	9600	0.0754	0.125
Heavy Duty Screened							
3x25	3.4	2.4	51.3	4300	3800	0.727	1.20
3x35	3.4	2.5	53.7	4950	4150	0.524	0.868
3x50	3.4	2.6	56.3	5600	4600	0.387	0.641
3x70	3.4	2.7	60.4	6750	5250	0.268	0.443
3x95	3.4	2.8	64.4	7950	6100	0.193	0.320
3x120	3.4	2.9	67.9	8900	6650	0.153	0.253
3x150	3.4	3.0	71.3	9950	7250	0.124	0.206
3x185	3.4	3.2	76.7	12200	8800	0.0991	0.164
3x240	3.4	3.4	82.1	14400	9900	0.0754	0.125
12.7/22(14)kV							
Light Duty Screened							
3x35	5.5	2.8	63.6	6050	5350	0.524	0.868
3x50	5.5	2.9	66.5	6600	5700	0.387	0.641
3x70	5.5	3.0	70.2	7600	6300	0.268	0.443
3x95	5.5	3.1	74.3	8750	7000	0.193	0.320
3x120	5.5	3.2	79.4	10800	8550	0.153	0.253
3x150	5.5	3.4	82.6	11900	9200	0.124	0.206
3x185	5.5	3.5	87.0	13500	10100	0.0991	0.164
Heavy Duty Screened							
3x35	5.5	2.8	63.6	6150	5350	0.524	0.868
3x50	5.5	2.9	66.5	6800	5800	0.387	0.641
3x70	5.5	3.0	70.6	8050	6550	0.268	0.443
3x95	5.5	3.1	74.5	9150	7350	0.193	0.320
3x120	5.5	3.3	79.4	11100	8900	0.153	0.253
3x150	5.5	3.4	82.8	12300	9550	0.124	0.206
3x185	5.5	3.5	87.0	13800	10400	0.0991	0.164
19/33(36)kV							
Light Duty Screened							
3x50	8.0	3.3	79.9	9200	8300	0.387	0.641
3x70	8.0	3.4	84.1	10400	9100	0.268	0.443
3x95	8.0	3.5	88.0	11600	9800	0.193	0.320
3x120	8.0	3.6	91.4	12800	10500	0.153	0.253
3x150	8.0	3.8	94.8	14000	11200	0.124	0.206
Heavy Duty Screened							
3x50	8.0	3.3	80.1	9400	8350	0.387	0.641
3x70	8.0	3.5	84.1	10700	9200	0.268	0.443
3x95	8.0	3.6	88.0	11900	10100	0.193	0.320
3x120	8.0	3.7	91.4	13100	10800	0.153	0.253
3x150	8.0	3.8	94.8	14300	11500	0.124	0.206

# AA/SCR/XLPE/SCR/(CWS)/CTS/PVC

## 3.6/7(7.2) ~ 26/35(40.5) kV

### Standards

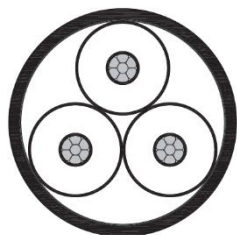
- AS/NZS 1429.1
- IEC 60502-2
- GB/T 31840

### Application

The cable is of high conductivity, good creep resistant property, high flexibility, high elongation, low resilience and connective stability. The cable is used for buildings without flame, including office, airports, hospitals, hotels, shopping malls and feeder lines of lighting in factories as well as other electric appliance.

### AS/NZS 1429.1

- Conductor: Aluminum Alloy 8030
- Conductor Screen: Semi-Conductive Compound
- Insulation: XLPE
- Insulation Screen: Semi-Conductive Compound
- Metallic Screen: Copper Wire(Optional)/Copper Tape
- Sheath: PVC/PE(Optional)
  - (Optional) Flame Retardant Property
  - (Optional) Fire Resistant Property
  - (Optional) Anti-Termite & Rodent Property
  - (Optional) Water Resistant Property



Section No.xmm <sup>2</sup>	Insulation Thickness mm	Sheath Thickness mm	Overall Diameter mm	Cable Weight AA 8030 kg/km	DC. Electrical Resistance at 20°C AA 8030 Ω/km
3.6/6(7.2)kV, 3.8/6.6(7.2)kV					
1x25	2.5	1.5	17.9	390	1.21
1x35	2.5	1.6	18.9	480	0.868
1x50	2.5	1.6	20.3	550	0.641
1x70	2.5	1.7	21.9	650	0.443
1x95	2.5	1.7	23.7	760	0.320
1x120	2.5	1.8	25.2	840	0.253
1x150	2.5	1.8	27.0	990	0.206
1x185	2.5	1.9	28.6	1140	0.164
1x240	2.6	2.0	31.2	1370	0.125
1x300	2.8	2.1	34.0	1640	0.100
1x400	3.0	2.2	37.6	2140	0.0778
1x500	3.2	2.3	41.3	2610	0.0605
1x630	3.2	2.4	44.9	3090	0.0469
3x25	2.5	2.1	35.8	1280	1.21
3x35	2.5	2.2	38.1	1470	0.868
3x50	2.5	2.3	41.1	1740	0.641
3x70	2.5	2.4	44.5	2090	0.443
3x95	2.5	2.5	48.5	2470	0.320
3x120	2.5	2.6	51.7	2850	0.253
3x150	2.5	2.8	55.4	3310	0.206
3x185	2.5	2.9	58.8	3800	0.164
3x240	2.6	3.0	64.6	4600	0.125
3x300	2.8	3.2	70.6	5510	0.100
3x400	3.0	3.5	78.4	7750	0.0778
3x500	3.2	3.7	86.2	8045	0.0605
3x630	3.2	4.0	94.0	9749	0.0469
6/10(12)kV, 6.35/11(12)kV					
1x25	3.4	1.6	19.8	458	1.21
1x35	3.4	1.6	20.8	514	0.868
1x50	3.4	1.7	22.3	585	0.641
1x70	3.4	1.7	23.8	681	0.443
1x95	3.4	1.8	25.7	805	0.320
1x120	3.4	1.8	27.1	913	0.253
1x150	3.4	1.9	28.7	1043	0.206
1x185	3.4	1.9	30.4	1165	0.164
1x240	3.4	2.0	32.9	1382	0.125
1x300	3.4	2.1	35.3	1642	0.100
1x400	3.4	2.2	38.5	1991	0.0778
1x500	3.4	2.3	42.0	2418	0.0605
1x630	3.4	2.4	45.6	2883	0.0469
3x25	3.4	2.2	39.8	1451	1.21
3x35	3.4	2.3	42.2	1639	0.868
3x50	3.4	2.4	45.2	1874	0.641
3x70	3.4	2.5	48.6	2193	0.443
3x95	3.4	2.7	52.7	2653	0.320
3x120	3.4	2.8	55.9	3040	0.253
3x150	3.4	2.9	59.6	3503	0.206
3x185	3.4	3.0	63.0	3946	0.164

## AS/NZS 1429.1

- Conductor: Aluminum Alloy 8030
- Conductor Screen: Semi-Conductive Compound
- Insulation: XLPE
- Insulation Screen: Semi-Conductive Compound
- Metallic Screen: Copper Wire(Optional)/Copper Tape
- Sheath: PVC

Section No.xmm <sup>2</sup>	Insulation Thickness mm	Sheath Thickness mm	Overall Diameter mm	Cable Weight AA 8030 kg/km	DC. Electrical Resistance at 20°C AA 8030 Ω/km
6/10(12)kV, 6.35/11(12)kV					
3x240	3.4	3.2	68.3	4729	0.125
3x300	3.4	3.3	73.3	5586	0.100
3x400	3.4	3.6	80.3	6822	0.0778
3x500	3.4	3.8	87.9	8299	0.0605
3x630	3.4	4.1	95.8	9949	0.0469
8.7/15(17.5)kV					
1x25	4.5	1.6	22.0	544	1.21
1x35	4.5	1.6	23.0	604	0.868
1x50	4.5	1.7	24.5	679	0.641
1x70	4.5	1.8	26.2	780	0.443
1x95	4.5	1.8	27.9	910	0.320
1x120	4.5	1.9	29.5	1023	0.253
1x150	4.5	1.9	31.1	1158	0.206
1x185	4.5	2.0	32.8	1285	0.164
1x240	4.5	2.1	35.3	1525	0.125
1x300	4.5	2.2	37.7	1798	0.100
1x400	4.5	2.3	40.9	2156	0.0778
1x500	4.5	2.4	44.4	2595	0.0605
1x630	4.5	2.5	48.0	3074	0.0469
3x25	4.5	2.4	43.6	1702	1.21
3x35	4.5	2.5	45.9	1918	0.868
3x50	4.5	2.6	48.7	2200	0.641
3x70	4.5	2.7	52.4	2566	0.443
3x95	4.5	2.8	55.6	2966	0.320
3x120	4.5	2.9	59.0	3393	0.253
3x150	4.5	3.0	62.0	3813	0.206
3x185	4.5	3.2	66.7	4390	0.164
3x240	4.5	3.3	72.1	5217	0.125
3x300	4.5	3.5	76.8	6046	0.100
3x400	4.5	3.7	83.4	7320	0.0778
3x500	4.5	4.0	90.5	8678	0.0605
12/20(24)kV, 12.7/22(24)kV					
1x35	5.5	1.8	25.4	720	0.868
1x50	5.5	1.8	26.8	850	0.641
1x70	5.5	1.9	28.4	980	0.443
1x95	5.5	1.9	30.2	1110	0.320
1x120	5.5	2.0	31.7	1240	0.253
1x150	5.5	2.0	33.4	1380	0.206
1x185	5.5	2.1	35.0	1550	0.164
1x240	5.5	2.2	37.4	1800	0.125
1x300	5.5	2.2	39.8	2050	0.100
1x400	5.5	2.3	43.0	2550	0.0778
1x500	5.5	2.5	46.2	3030	0.0605
1x630	5.5	2.6	49.8	3540	0.0469
3x35	5.5	2.7	52.0	2570	0.868
3x50	5.5	2.8	55.0	2900	0.641
3x70	5.5	2.9	58.4	3330	0.443
3x95	5.5	3.0	62.3	3800	0.320
3x120	5.5	3.1	65.6	4240	0.253
3x150	5.5	3.2	69.2	4750	0.206
3x185	5.5	3.3	72.7	5320	0.164
3x240	5.5	3.5	78.0	6180	0.125
3x300	5.5	3.7	83.0	7100	0.100
3x400	5.5	3.9	90.0	8790	0.0778
3x500	5.5	4.1	96.8	9580	0.0605
18/30(36)kV, 19/33(36)kV					
1x50	8.0	2.0	33.3	1250	0.641
1x70	8.0	2.1	34.9	1400	0.443
1x95	8.0	2.1	36.7	1550	0.320
1x120	8.0	2.2	38.2	1700	0.253
1x150	8.0	2.2	39.9	1860	0.206
1x185	8.0	2.3	41.5	2050	0.164
1x240	8.0	2.3	44.0	2310	0.125
1x300	8.0	2.4	46.3	2600	0.100
1x400	8.0	2.5	49.6	3060	0.0778
1x500	8.0	2.6	52.8	3560	0.0605
1x630	8.0	2.7	56.4	4120	0.0469
3x50	8.0	3.1	68.4	4350	0.641
3x70	8.0	3.2	72.5	4930	0.443
3x95	8.0	3.4	75.9	5580	0.320



## AS/NZS 1429.1

- Conductor: Aluminum Alloy 8030
- Conductor Screen: Semi-Conductive Compound
- Insulation: XLPE
- Insulation Screen: Semi-Conductive Compound
- Metallic Screen: Copper Wire(Optional)/Copper Tape
- Sheath: PVC

Section No.xmm <sup>2</sup>	Insulation Thickness mm	Sheath Thickness mm	Overall Diameter mm	Cable Weight AA 8030 kg/km	DC. Electrical Resistance at 20°C AA 8030 Ω/km
18/30(36)kV, 19/33(36)kV					
3x120	8.0	3.5	79.4	6120	0.253
3x150	8.0	3.6	82.6	6410	0.206
3x185	8.0	3.7	86.4	7370	0.164
3x240	8.0	3.9	91.4	8300	0.125
3x300	8.0	4.0	96.7	9300	0.100
3x400	8.0	4.3	103.8	10620	0.0778
26/35(40.5)kV					
1x50	10.5	2.2	38.7	1437	0.641
1x70	10.5	2.2	40.2	1570	0.443
1x95	10.5	2.3	42.1	1750	0.320
1x120	10.5	2.4	43.7	1910	0.253
1x150	10.5	2.4	45.3	2090	0.206
1x185	10.5	2.5	47.0	2270	0.164
1x240	10.5	2.5	49.3	2550	0.125
1x300	10.5	2.6	51.7	2870	0.100
1x400	10.5	2.7	54.9	3308	0.0778
1x500	10.5	2.8	59.8	3970	0.0605
1x630	10.5	3.0	63.6	4550	0.0469
3x50	10.5	3.6	78.1	4895	0.641
3x70	10.5	3.7	81.5	5400	0.443
3x95	10.5	3.8	84.7	5930	0.320
3x120	10.5	3.9	88.1	6494	0.253
3x150	10.5	4.0	91.1	7037	0.206
3x185	10.5	4.1	95.6	7818	0.164
3x240	10.5	4.2	100.8	8817	0.125
3x300	10.5	4.4	105.5	9840	0.100
3x400	10.5	4.6	112.2	11383	0.0778

# AA/SCR/XLPE/SCR/(CWS)/CTS/PVC/SSTA/PVC

## 3.6/6(7.2) ~ 26/35(40.5) kV

### Standards


- AS/NZS 1429.1
- IEC 60502-2
- GB/T 31840

### Application

The cable is of high conductivity, good creep resistant property, high flexibility, high elongation, low resilience and connective stability. The cable is used for buildings without flame, including office, airports, hospitals, hotels, shopping malls and feeder lines of lighting in factories as well as other electric appliance.

### AS/NZS 1429.1

- Conductor: Aluminum Alloy 8030
- Conductor Screen: Semi-Conductive Compound
- Insulation: XLPE
- Insulation Screen: Semi-Conductive Compound
- Metallic Screen: Copper Wire(Optional)/Copper Tape
- Bedding: PVC
- Armour: Double Layer Stainless Steel Tape
- Sheath: PVC/PE(Optional)
- (Optional) Flame Retardant Property
- (Optional) Fire Resistant Property
- (Optional) Anti-Termite & Rodent Property
- (Optional) Water Resistant Property



Section	Insulation Thickness	Sheath Thickness	Overall Diameter	Cable Weight		DC. Electrical Resistance at 20°C	
No.xmm <sup>2</sup>	mm	mm	mm	Cu kg/km	Al	Cu Ω/km	Al
3.6/6(7.2)kV, 3.8/6.6(7.2)kV							
1x25	2.5	1.8	21.7	700	550	0.727	1.20
1x35	2.5	1.8	22.6	820	610	0.524	0.868
1x50	2.5	1.8	24.0	990	690	0.387	0.641
1x70	2.5	1.8	25.4	1220	790	0.268	0.443
1x95	2.5	1.8	27.2	1490	920	0.193	0.320
1x120	2.5	1.9	28.7	1770	1040	0.153	0.253
1x150	2.5	2.0	31.7	2240	1330	0.124	0.206
1x185	2.5	2.0	33.3	2600	1480	0.0991	0.164
1x240	2.6	2.1	35.9	3180	1730	0.0754	0.125
1x300	2.8	2.2	38.7	3810	1990	0.0601	0.100
1x400	3.0	2.3	42.5	4840	2420	0.0470	0.0778
1x500	3.2	2.4	46.3	5860	2830	0.0366	0.0605
1x630	3.2	2.6	50.0	7200	3380	0.0283	0.0469
6/10(12)kV, 6.35/11(12)kV							
1x25	3.4	1.8	23.2	1011	860	0.727	1.20
1x35	3.4	1.8	24.1	1150	935	0.524	0.868
1x50	3.4	1.8	25.2	1322	1031	0.387	0.641
1x70	3.4	1.8	26.8	1566	1155	0.268	0.443
1x95	3.4	1.9	28.5	1911	1328	0.193	0.320
1x120	3.4	2.0	30.1	2482	1745	0.153	0.253
1x150	3.4	2.0	31.7	2848	1921	0.124	0.206
1x185	3.4	2.1	33.4	3207	2101	0.0991	0.164
1x240	3.4	2.2	37.1	3813	2365	0.0754	0.125
1x300	3.4	2.2	39.5	4573	2715	0.0601	0.100
1x400	3.4	2.3	42.7	5573	3159	0.0470	0.0778
1x500	3.4	2.5	46.3	6812	3715	0.0366	0.0605
1x630	3.4	2.6	50.2	8159	4288	0.0283	0.0469
8.7/15(17.5)kV							
1x25	4.5	1.8	25.6	919	769	0.727	1.20
1x35	4.5	1.8	26.6	1055	840	0.524	0.868
1x50	4.5	1.8	27.9	1219	929	0.387	0.641
1x70	4.5	1.9	30.8	1458	1047	0.268	0.443
1x95	4.5	2.0	32.7	1780	1197	0.193	0.320
1x120	4.5	2.0	34.1	2312	1575	0.153	0.253
1x150	4.5	2.1	35.9	2670	1743	0.124	0.206
1x185	4.5	2.2	37.6	3007	1901	0.0991	0.164
1x240	4.5	2.2	39.9	3621	2173	0.0754	0.125
1x300	4.5	2.3	42.5	4330	2470	0.0601	0.100
1x400	4.5	2.4	45.7	5281	2866	0.0470	0.0778
1x500	4.5	2.5	49.4	6442	3345	0.0366	0.0605
1x630	4.5	2.7	53.4	7766	3895	0.0283	0.0469
12/20(24)kV, 12.7/22(24)kV							
1x35	5.5	1.9	30.1	1410	1200	0.524	0.868
1x50	5.5	2.0	31.5	1630	1320	0.387	0.641

## AS/NZS 1429.1

- Conductor: Aluminum Alloy 8030
- Conductor Screen: Semi-Conductive Compound
- Insulation: XLPE
- Insulation Screen: Semi-Conductive Compound
- Metallic Screen: Copper Wire(Optional)/Copper Tape
- Bedding: PVC
- Armour: Double Layer Stainless Steel Tape
- Sheath: PVC

Section No.xmm <sup>2</sup>	Insulation Thickness	Sheath Thickness	Overall Diameter	Cable Weight		DC. Electrical Resistance at 20°C	
	mm	mm	mm	Cu kg/km	Al	Cu Ω/km	Al
12/20(24)kV, 12.7/22(24)kV							
1x70	5.5	2.0	33.1	1890	1460	0.268	0.443
1x95	5.5	2.1	34.9	2210	1640	0.193	0.320
1x120	5.5	2.1	36.4	2510	1780	0.153	0.253
1x150	5.5	2.2	38.1	2880	1970	0.124	0.206
1x185	5.5	2.2	39.7	3270	2150	0.0991	0.164
1x240	5.5	2.3	42.1	3900	2440	0.0754	0.125
1x300	5.5	2.4	44.7	4590	2770	0.0601	0.100
1x400	5.5	2.5	48.1	5670	3250	0.0470	0.0778
1x500	5.5	2.6	51.4	6760	3730	0.0366	0.0605
1x630	5.5	2.7	55.2	8150	4320	0.0283	0.0469
18/30(36)kV, 19/33(36)kV							
1x50	8.0	2.2	38.7	2060	1760	0.387	0.641
1x70	8.0	2.2	40.2	2340	1910	0.268	0.443
1x95	8.0	2.3	42.1	2680	2100	0.193	0.320
1x120	8.0	2.3	43.7	3020	2290	0.153	0.253
1x150	8.0	2.4	45.5	3400	2490	0.124	0.206
1x185	8.0	2.4	47.0	3810	2690	0.0991	0.164
1x240	8.0	2.5	49.7	4490	3030	0.0754	0.125
1x300	8.0	2.6	52.1	5180	3300	0.0601	0.100
1x400	8.0	2.7	55.5	6310	3880	0.0470	0.0778
1x500	8.0	2.8	59.2	7430	4390	0.0366	0.0605
1x630	8.0	2.8	60.4	9280	5380	0.0283	0.0469
26/35(40.5)kV							
1x50	10.5	2.4	43.7	2600	2320	0.387	0.641
1x70	10.5	2.4	45.2	2890	2480	0.268	0.443
1x95	10.5	2.5	47.1	3270	2690	0.193	0.320
1x120	10.5	2.5	48.7	3600	2860	0.153	0.253
1x150	10.5	2.6	50.5	4020	3090	0.124	0.206
1x185	10.5	2.6	52.0	4410	3305	0.0991	0.164
1x240	10.5	2.7	54.7	5110	3660	0.0754	0.125
1x300	10.5	2.8	57.1	5900	4040	0.0601	0.100
1x400	10.5	2.9	60.5	6340	4520	0.0470	0.0778
1x500	10.5	3.0	65.5	8380	5290	0.0366	0.0605
1x630	10.5	3.0	65.8	9950	6050	0.0283	0.0469

# AA/SCR/XLPE/SCR/(CWS)/CTS/PVC/STA/PVC

## 3.6/6(7.2) ~ 26/35(40.5) kV

### Standards

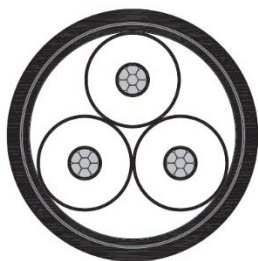
- AS/NZS 1429.1
- IEC 60502-2
- GB/T 31840

### Application

The cable is of high conductivity, good creep resistant property, high flexibility, high elongation, low resilience and connective stability. The cable is used for buildings without flame, including office, airports, hospitals, hotels, shopping malls and feeder lines of lighting in factories as well as other electric appliance.

### AS/NZS 1429.1

- Conductor: Aluminum Alloy 8030
- Conductor Screen: Semi-Conductive Compound
- Insulation: XLPE
- Insulation Screen: Semi-Conductive Compound
- Metallic Screen: Copper Wire(Optional)/Copper Tape
- Bedding: PVC
- Armour: Double Layer Galvanized Steel Tape
- Sheath: PVC/PE(Optional)
- (Optional) Flame Retardant Property
- (Optional) Fire Resistant Property
- (Optional) Anti-Termite & Rodent Property
- (Optional) Water Resistant Property



Section No.xmm <sup>2</sup>	Insulation Thickness mm	Sheath Thickness mm	Overall Diameter mm	Cable Weight AA 8030 kg/km	DC. Electrical Resistance at 20°C AA 8030 Ω/km
3.6/6(7.2)kV, 3.8/6.6(7.2)kV					
3x25	2.5	2.3	40.5	2300	1.21
3x35	2.5	2.3	43.0	2550	0.868
3x50	2.5	2.4	46.1	2890	0.641
3x70	2.5	2.6	49.7	3340	0.443
3x95	2.5	2.7	53.8	3850	0.320
3x120	2.5	2.8	57.2	4310	0.253
3x150	2.5	2.9	60.9	4840	0.206
3x185	2.5	3.1	64.5	5430	0.164
3x240	2.6	3.2	70.5	6370	0.125
3x300	2.8	3.4	76.7	7610	0.100
3x400	3.0	3.8	86.2	10440	0.0778
3x500	3.2	4.0	94.3	11256	0.0605
3x630	3.2	4.2	102.4	13166	0.0469
6/10(12)kV, 6.35/11(12)kV					
3x25	3.4	2.4	44.8	2322	1.21
3x35	3.4	2.5	47.4	2569	0.868
3x50	3.4	2.6	50.4	2909	0.641
3x70	3.4	2.7	54.0	3335	0.443
3x95	3.4	2.8	57.9	3857	0.320
3x120	3.4	2.9	61.3	4317	0.253
3x150	3.4	3.1	65.4	4911	0.206
3x185	3.4	3.2	68.8	5460	0.164
3x240	3.4	3.4	74.3	6360	0.125
3x300	3.4	3.6	80.9	7406	0.100
3x400	3.4	3.8	88.1	9480	0.0778
3x500	3.4	4.1	95.2	11256	0.0605
3x630	3.4	4.3	104.0	13165	0.0469
8.7/15(17.5)kV					
3x25	4.5	2.6	48.4	2773	1.21
3x35	4.5	2.6	50.7	3047	0.868
3x50	4.5	2.8	53.7	3423	0.641
3x70	4.5	2.9	57.6	3911	0.443
3x95	4.5	3.0	60.8	4389	0.320
3x120	4.5	3.1	64.4	4935	0.253
3x150	4.5	3.2	67.6	5468	0.206
3x185	4.5	3.4	72.3	6166	0.164
3x240	4.5	3.5	77.7	7135	0.125
3x300	4.5	3.8	83.8	8922	0.100
3x400	4.5	4.0	91.0	10577	0.0778
3x500	4.5	4.2	98.5	12310	0.0605
12/20(24)kV, 12.7/22(24)kV					
3x35	5.5	2.8	57.4	3620	0.868
3x50	5.5	2.9	60.6	4010	0.641
3x70	5.5	3.1	64.1	4540	0.443



## AS/NZS 1429.1

- Conductor: Aluminum Alloy 8030
- Conductor Screen: Semi-Conductive Compound
- Insulation: XLPE
- Insulation Screen: Semi-Conductive Compound
- Metallic Screen: Copper Wire(Optional)/Copper Tape
- Bedding: PVC
- Armour: Double Layer Galvanized Steel Tape
- Sheath: PVC

Section No.xmm <sup>2</sup>	Insulation Thickness mm	Sheath Thickness mm	Overall Diameter mm	Cable Weight AA 8030 kg/km	DC. Electrical Resistance at 20°C AA 8030 Ω/km
12/20(24)kV, 12.7/22(24)kV					
3x95	5.5	3.2	68.2	5090	0.320
3x120	5.5	3.3	71.5	5640	0.253
3x150	5.5	3.4	75.3	6260	0.206
3x185	5.5	3.5	78.9	6890	0.164
3x240	5.5	3.7	85.7	8690	0.125
3x300	5.5	3.9	91.0	9810	0.100
3x400	5.5	4.2	98.2	11560	0.0778
3x500	5.5	4.4	105.3	13300	0.0605
18/30(36)kV, 19/33(36)kV					
3x50	8.0	3.3	75.1	6250	0.320
3x70	8.0	3.5	78.7	6910	0.253
3x95	8.0	3.6	84.0	7620	0.206
3x120	8.0	3.8	87.5	8870	0.164
3x150	8.0	3.9	91.3	9580	0.125
3x185	8.0	4.0	94.9	10450	0.100
3x240	8.0	4.2	100.3	11590	0.0778
3x300	8.0	4.3	105.6	12850	0.0605
26/35(40.5)kV					
3x50	10.5	3.8	85.3	7898	0.320
3x70	10.5	3.9	89.1	8589	0.253
3x95	10.5	4.1	92.5	9290	0.206
3x120	10.5	4.2	95.9	9984	0.164
3x150	10.5	4.3	99.1	10694	0.125
3x185	10.5	4.4	103.2	11545	0.100
3x240	10.5	4.6	108.8	12854	0.0778
3x300	10.5	4.7	113.7	14118	0.0605



**iEngineering, Australia Pty. Ltd.**  
**Office:-- +61 (0)2 83207682**  
**Mobile:-- +61 (0) 467 055 252**  
**Email:- dnaiker@iengaust.com.au**

**Addr:- Building T2A, Warawara  
Circuit, Quaker Hills, NSW.**

Solar Plant

## PRODUCT CATALOGUE

